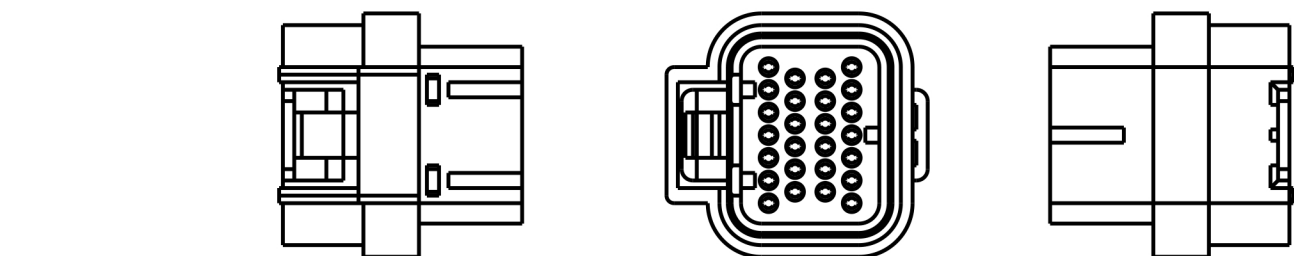
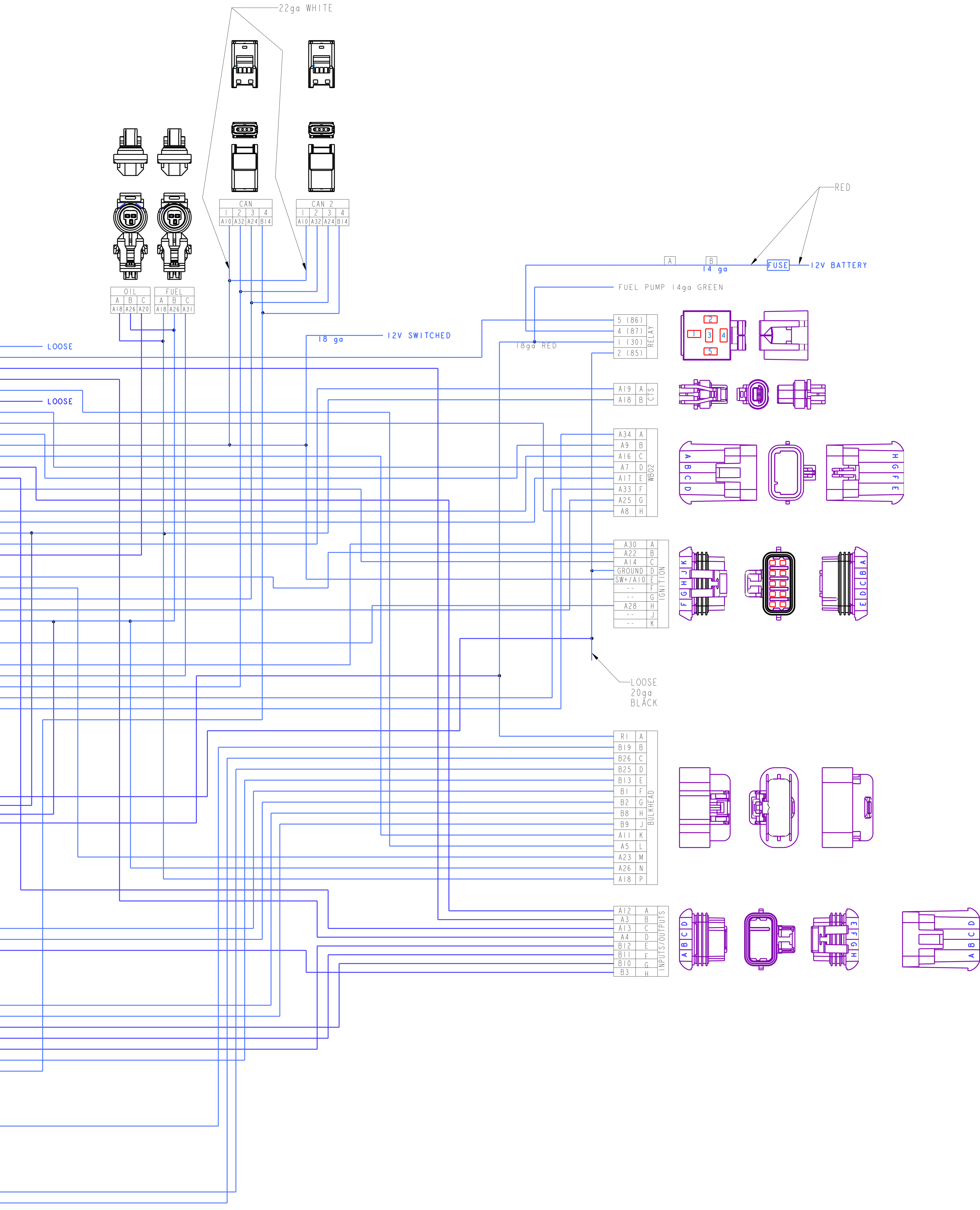
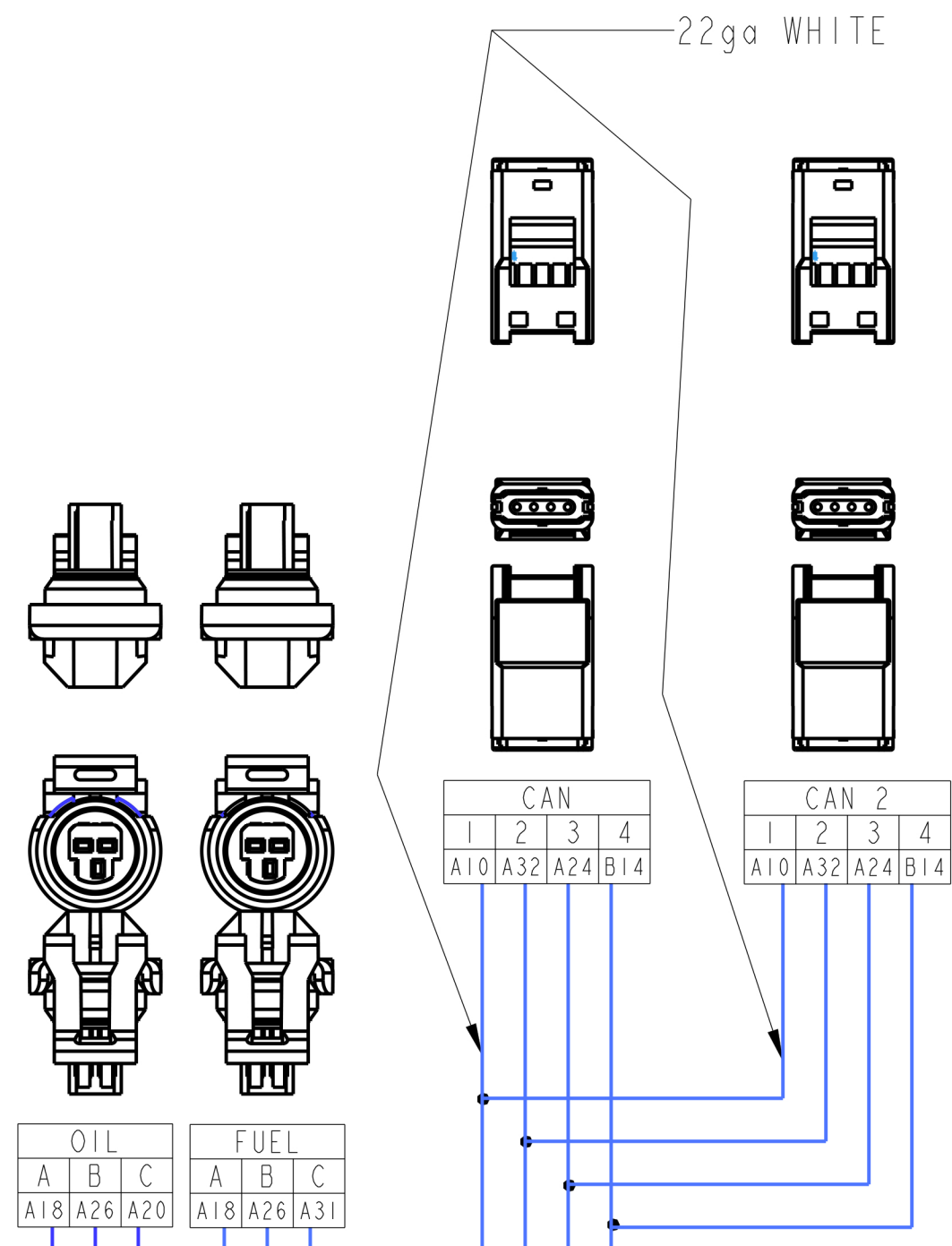


DESCRIPTION	COLOR	WIRE GAUGE	PIN #
COIL IN	YELLOW	22 ga	A1
FUEL PUMP RELAY OUT (10A MAX)	RED	22 ga IF RELAY TRIGGER	A2
INPUT #2 (F52HG)	WHITE/RED	22 ga	A3
INPUT #4 (F,G,S)	WHITE/GREEN	22 ga	A4
TPS SIGNAL	GREEN	22 ga	A5
POINTS OUTPUT	WHITE	18 ga	A6
WB1_COMPR2	TAN (SEE NOTE 3)	22 ga	A7
WB1_SHIELD	SHIELD (SEE NOTE 3)	22 ga	A8
WB1_HTR-	YELLOW (SEE NOTE 3)	18 ga	A9
SWITCHED +12V IN	RED/WHITE	18 ga	A10
MAT INPUT	BLUE	22 ga	A11
INPUT #1 (F52HG)	WHITE/BLUE	22 ga	A12
INPUT #3 (F,G,S)	WHITE/BLACK	22 ga	A13
IPU GROUND	GREEN	22 ga	A14
DG1_TX	WHITE/BLACK	22 ga	A15
WB1_COMPR1	BROWN (SEE NOTE 3)	22 ga	A16
WB1_VS-/IP-	BLACK (SEE NOTE 3)	22 ga	A17
SENSOR GROUND OUT	BLACK/WHITE	22 ga	A18
COOLANT TEMP IN	BROWN	22 ga	A19
OIL PRESSURE	GREY	22 ga	A20
KNOCK #2 IN	BEIGE/RED	22 ga	A21
CAN INPUT (DIG & IPU)	BEIGE/BLACK	22 ga	A22
MAP SENSOR SIGNAL	RED/BLACK	22 ga	A23
CAN LO	ORANGE	22 ga	A24
WB1_VS+	RED (SEE NOTE 3)	22 ga	A25
SENSOR +5V REF OUT	ORANGE	22 ga	A26
BYPASS OUT	NOT USED	22 ga	A27
EST/SPOUT OUT	BLUE/WHITE	22 ga	A28
KNOCK #1 INPUT	BEIGE/BLUE	22 ga	A29
CRANK INPUT (DIG & IPU)	PURPLE	22 ga	A30
FUEL PRESSURE	PURPLE	22 ga	A31
CAN HI	ORANGE/BLACK	22 ga	A32
WB1_IP+	WHITE (SEE NOTE 3)	22 ga	A33
WB1_HTR+	ORANGE (SEE NOTE 3)	18 ga	A34



DESCRIPTION	COLOR	WIRE GAUGE	PIN #
IAC A LO	PURPLE/BLUE	22 ga	B1
IAC A HI	PURPLE/YELLOW	22 ga	B2
PWM #4 OUT (HG)	GREY/GREEN	20 ga	B3
INJECTOR F	GREEN	20 ga	B4
INJECTOR G	ORANGE	20 ga	B5
INJECTOR H	BLUE	20 ga	B6
INJECTOR E	PINK	20 ga	B7
IAC B LO	PURPLE/WHITE	22 ga	B8
IAC B HI	PURPLE/BLACK	22 ga	B9
PWM #3 OUT (HG)	GREY/BLACK	20 ga	B10
PWM #2 OUT (HG)	GREY/RED	20 ga	B11
PWM #1 OUT (HG)	GREY/YELLOW	20 ga	B12
INJECTOR D	PURPLE	20 ga	B13
EST GROUND OUT	BLACK	22 ga	B14
EST B	GREEN/WHITE	22 ga	B15
EST D	ORANGE/WHITE	22 ga	B16
EST F	BLUE/WHITE	22 ga	B17
EST H	PINK/WHITE	22 ga	B18
INJECTOR A	GREY	20 ga	B19
EST 12V OUT	WHITE	22 ga	B20
EST A	YELLOW/WHITE	22 ga	B21
EST C	GREY/WHITE	22 ga	B22
EST E	LIGHT BLUE/WHITE	22 ga	B23
EST G	LIGHT GREEN/WHITE	22 ga	B24
INJECTOR C	BEIGE	20 ga	B25
INJECTOR B	WHITE	20 ga	B26



5 (86)	RELAY
4 (87)	
1 (30)	
2 (85)	

A19	A
A18	B
	C/S

A34	A
A9	B
A16	C
A7	D
A17	E
A33	F
A25	G
A8	H

A30	A
A22	B
A14	C
GROUND	D
SW/AUTO	E
--	F
--	G
A28	H
--	J
--	K

R1	A
B19	B
B26	C
B25	D
B13	E
B1	F
B2	G
B8	H
B9	J
A11	K
A5	L
A23	M
A26	N
A18	P

A12	A
A3	B
A13	C
A4	D
B12	E
B11	F
B10	G
B3	H