



**Interactive
Digital
Catalog**

For over 30 years, JBA Performance Exhaust has been a leader in Stainless Steel Headers and Exhaust Systems for performance cars and trucks.

JBA leads the industry in 50 state Emissions Legal exhaust products with our CAT4Ward® Headers that have more E.O.'s than any other brand.

JBA Long Tube Race Headers are perfect for the weekend warrior who competes in closed course competition and our Cat Back Exhaust Systems give increased performance combined with that famous JBA sound and aggressive looks.

Follow us:



TABLE OF CONTENTS

[JBA Products 4](#)

[CARB EO's 5](#)

CAT4WARD™ & SHORTY HEADERS

[Automotive..... 6-10](#)

[Cadillac 7](#)

[Chevrolet..... 7](#)

[Chrysler 8](#)

[Dodge 8](#)

[Ford..... 9](#)

[Lincoln 10](#)

[Mercury 10](#)

[Pontiac..... 10](#)

CAT4WARD™ & SHORTY HEADERS

[Truck & SUV..... 10-17](#)

[Cadillac 10](#)

[Chevrolet/GMC 10](#)

[Dodge 14](#)

[Ford..... 14](#)

[Hummer..... 15](#)

[Infiniti 15](#)

[Jeep..... 16](#)

[Lincoln 16](#)

[Nissan 16](#)

[Toyota..... 17](#)

LONG TUBE HEADERS

[Automotive..... 18-21](#)

[409 Series Automotive 18](#)

[304 Series Automotive 19](#)

[Chevrolet 20](#)

[Chrysler 20](#)

[Dodge 20](#)

[Ford..... 21](#)

[Pontiac..... 21](#)

LONG TUBE HEADERS

[Truck & SUV..... 22-23](#)

[Cadillac 22](#)

[Chevrolet/GMC 22](#)

[Dodge 22](#)

[Jeep..... 22](#)

[Ford..... 23](#)

[Nissan 23](#)

[Infiniti 23](#)

[Toyota 23](#)

HIGH FLOW MID-PIPES

[Automotive..... 24-27](#)

[409 Series Automotive 24](#)

[304 Series Automotive 25](#)

[Chevrolet..... 26](#)

[Chrysler 26](#)

[Dodge 26](#)

[Ford..... 26](#)

[Pontiac..... 27](#)

HIGH FLOW MID-PIPES

[Truck & SUV..... 28-29](#)

[Cadillac 28](#)

[Chevrolet/GMC 28](#)

[Dodge 29](#)

[Jeep..... 29](#)

[Toyota 29](#)

EXHAUST SYSTEMS

[Automotive..... 30-32](#)

[Chevrolet 31](#)

[Chrysler 31](#)

[Dodge 31](#)

[Ford..... 31](#)

[Pontiac..... 32](#)

EXHAUST SYSTEMS

[Truck & SUV..... 33-35](#)

[Chevrolet/GMC 33](#)

[Dodge 33](#)

[Ford..... 34](#)

[Hummer..... 34](#)

[Jeep..... 34](#)

[Nissan 35](#)

[Toyota 35](#)

[JBA Mufflers..... 36](#)

[Ignition Wires..... 37-38](#)

[JBA Exhaust Tips 39](#)

[Accessories 40](#)

[Exhaust Gaskets..... 41-42](#)

[Image Gallery..... 43-55](#)

[Cat4Ward Headers..... 43-47](#)

[Long Tube Headers..... 48-49](#)

[Mufflers 50](#)

[Exhaust Systems..... 51-54](#)

[Accessories 55](#)

PRODUCTS

HEADERS

The first step in creating an efficient and powerful exhaust system is the addition of JBA Headers. Premium quality, heavy-duty stainless steel construction, and massive power gains are key elements to the JBA design philosophy. JBA offers a variety of smog legal Cat4ward® shorty headers and Racing long tubes to suit most popular applications.

EXHAUST SYSTEMS

JBA Performance exhaust systems add even more power potential to your car, truck, or SUV. Power, sound, and quality are built into each of these premium systems. JBA's stainless steel construction, high flow 304 SS muffler designs, and great looking 304 SS tips are the perfect compliment to any vehicle. Get a higher level of performance with a JBA performance exhaust system.

MID-PIPES

JBA mid-pipes free up more valuable power by eliminating restriction between the headers and exhaust system. These components feature mandrel-bent stainless steel construction, factory style mounting, and high flow catalytic converters.* Many of these systems can be installed with stock manifolds, while others are required for installation of JBA Headers.

* Not available on all applications

IGNITION WIRES

Installing new JBA headers? Doing a tune-up? Install a set of JBA PowerCables™ ignition wires. They are loaded with features usually found on wires costing 20% more, plus they are backed by JBA's reputation for quality and reliability. Each set is custom tailored and pre-labeled with cylinder I.D. tags for an easy installation.

HEADER FINISHES

STAINLESS STEEL



All JBA headers feature stainless steel construction for maximum durability. Stainless steel is stronger than mild steel and minimizes exhaust noise. Bare stainless finish.
Street to Severe-Duty.

SILVER CERAMIC



Silver Ceramic coating can withstand substrate temperatures of over 1300 degrees Fahrenheit. The coating provides a polished silver appearance and offers excellent resistance to solvents, fluids, fuels, salt and water.
Street to Severe-Duty.

TITANIUM CERAMIC




Titanium ceramic is the most durable finish available for high temperature applications withstanding substrate temperatures of over 1600 degrees Fahrenheit while maintaining color stability. The coating offers good resistance to solvents, fluids, fuels, salt and water. **Extreme-Duty.**



50 STATE LEGAL

More C.A.R.B. EO's than ANY other Header Manufacturer!

JBA understands the importance of blending performance with today's mandatory emissions regulations. Beginning with the development of the very first Cat4Ward™ design over 30 years ago **JBA Performance Exhaust** has worked closely with the California Air Resources Board (C.A.R.B.). **JBA Performance Exhaust** continues to produce and bring to market more 50 State Emissions Legal header applications than any other manufacturer. Over the past 30 years we have watched emissions laws and standards grow beyond California's borders into as many as 15 other States. The adoption of California emissions requirements by other states will most likely continue over the years. JBA recognizes this and is committed to bringing performance to our customers within these guidelines. Not only does JBA work closely with C.A.R.B. to gain Executive Order (EO) numbers for new applications, we work diligently to bring up to date and re-test applications as needed to ensure our EO's are the most current in the industry. Most JBA Cat4Ward Headers ship with a certified emissions decal which displays the appropriate C.A.R.B. Executive Order Number for easy identification. Refer to the codes below to confirm that your header application is covered by one of our Executive Order numbers. Combined with JBA's famous reputation for quality and engineering, you can rest assured that you will get the most performance for your hard earned money, while keeping your vehicle emissions legal no matter where you live.



EMISSION CODES

JBA Performance Exhaust uses a voluntary product identification program whereby all emission sensitive products can be identified by placing numbered labels in product packaging and listing corresponding numeric codes next to each part number. The corresponding numbers and explanations are as follows:

- 1** This product has been granted a California Air Resources Board (CARB) Executive Order (EO Number) Exemption. It is 50 State Legal when installed on the appropriate vehicle per the Manufacturer's Application Guide and Installation Instructions.
- 2** This product is legal for use on 1975 and older Non-Catalyst equipped vehicles and is considered a "Replacement Part" per California Air Resources Board regulations, providing ALL emissions sensitive components are retained, including EGR, A.I.R., Heat Risers, etc. and any original or retrofit PCV or NOx device is required for the year of the vehicle. Failure to retain any of these components, or use on ANY originally catalyst equipped vehicles, would render this product illegal for street or off highway use and may only be used for Closed Course Competition.
- 3** This product is ILLEGAL for street or off highway use and is only intended for Closed Course Competition use and may never be operated on the street or for off highway use, except for 1965 and older US manufactured, California Certified vehicles; 1967 and older foreign manufactured vehicles, which may have this product installed as long as the vehicle still meets emissions standards for the year of the vehicle and retains any original or retrofit emissions control devices, including EGR, A.I.R. and any NOx device required for the year of the vehicle.
- 4** This product is considered a Replacement part per CARB and EPA regulations for emissions compliance and is legal for sale and use on all vehicles in all 50 states when installed according to the Manufacturer's Application Guide and Installation Instructions.
- 5** This product is legal for street or off highway use in states that do not required California EO certification. PerTronix has reasonable basis (prior testing) and believe that this product allows the vehicle to operate within the legal emissions standards in the states that accept the legal provisions of the Clean Air Act and EPA Memorandum 1A. This product is not legal for street or off highway use in states that require CARB EO's and may only be sold or used for Closed Course Competition use in those states.
- 6** This product is certified by the manufacturer as being a Non-Emissions sensitive part and therefore does not require emissions certification as emissions regulations are not applicable.
- 7** This product is designed for swapping a non-original engine into a vehicle that did not offer it. Laws vary by state regarding emissions regulations for engine swaps. This product is illegal for Street or Off Highway use on any 1975 or newer vehicle originally equipped with a catalytic converter and may further be illegal depending on state or federal engine swap emissions laws regardless of vehicle year and would therefore only be legal for Closed Course Competition use.

SHORTY HEADERS

PERFORMANCE THROUGH TECHNOLOGY

JBA shorty headers are one of the best performance upgrades available for any application. Hot Rod magazine rated headers as one of the top 10 power parts installed on a vehicle. JBA shorty headers are significantly less restrictive than the stock manifolds on a vehicle and dramatically increase the power and efficiency of an engine. JBA's original shorty design is an innovation of the old long tube header. The new shorty designs yield high performance gains that hot rodders and enthusiasts look for. With durable stainless steel construction that can survive the abuse of racing, towing, and daily driving, these headers can take a beating. With heavy duty features and state of the art technology, like the JBA Firecone® collector, JBA shorty headers have the capacity to produce more power than any other shorty headers on the market. Each system includes high quality hardware and thorough instructions for a professional no-leak installation.

**1. Mandrel Bent
Stainless Steel Tube**

**2. Proprietary JBA
Firecone® Collector**

**3. Factory Style
Emission Connections**



**7. Oversized
Exhaust Ports**

**6. 3/8" Thick CNC
Laser-Cut Flanges**

**5. JBA Badge
Authentic Quality**

**4. Extra Thick
Collector Domes**

JBA HEADER FEATURES:

- 1. Mandrel-bent stainless steel primary tubes
- 2. Proprietary JBA Firecone® collector
- 3. Factory style emission connections
- 4. Extra thick collector domes
- 5. JBA Badge
- 6. 3/8 thick CNC laser-cut flanges
- 7. Oversized exhaust ports
- 8. Silver Ceramic Coating

JBA HEADER BENEFIT:

- Best flow, durability, improved throttle response
- Race proven technology for maximum hp/tq gains
- Easier installation
- Will not distort like lesser quality headers, no leaks
- Authentic JBA Quality
- Resists warping, prevents leaks, & easier install
- Increased flow, accommodates head porting
- Thermal barrier for lower under hood temperatures



Automotive Cat4ward® & Shorty Headers

| Year | Engine | Application | Emission Code | Description | Tube Size (in) | Notes | Stainless Steel | Silver Ceramic | Titanium Ceramic |
|-----------------------|---------|------------------|---------------|---------------------|----------------|--------------|-------------------------|---------------------------|---------------------------|
| CADILLAC Cars | | | | | | | | | |
| CTS-V | | | | | | | | | |
| 17-19 | 6.2L | All | 1 | Cat4ward® Shorty | 1 3/4" | 10,16 | 1818S | 1818SJS | 1818SJT |
| CHEVROLET Cars | | | | | | | | | |
| CAMARO | | | | | | | | | |
| 17-19 | 6.2L | All | 1 | Cat4ward® Shorty | 1 3/4" | 10,16 | 1818S | 1818SJS | 1818SJT |
| 2016 | 6.2L | All | 1 | Cat4ward® Shorty | 1 3/4" | 5,10,16 | 1818S | 1818SJS | 1818SJT |
| 10-15 | 6.2L | All | 1 | Cat4ward® Shorty | 1 3/4" | 5,10,16,29 | 1812S | 1812SJS | 1812SJT |
| 10-11 | 3.6L | All | 1 | Cat4ward® Shorty | 1 3/4" | 3,5,16 | 1816S | 1816SJS | - |
| CHEVELLE | | | | | | | | | |
| 64-77 | 265/400 | Carb w/o air inj | 1 | Shorty | 1 5/8" | 3,6,10,13,15 | 1830S-6 | 1830S-6JS | 1830S-6JT |
| CORVETTE | | | | | | | | | |
| 57-74 | 265/400 | w/o air inj | 1 | Shorty, center exit | 1 5/8" | 3 | 1815S-1 | 1815S-1JS | 1815S-1JT |
| EL CAMINO | | | | | | | | | |
| 65-87 | 265/400 | Carb w/o air inj | 1 | Shorty | 1 5/8" | 3,6,10,13,15 | 1830S-6 | 1830S-6JS | 1830S-6JT |
| MALIBU | | | | | | | | | |
| 64-83 | 265/400 | Carb w/o air inj | 1 | Shorty | 1 5/8" | 3,6,10,13,15 | 1830S-6 | 1830S-6JS | 1830S-6JT |
| SS | | | | | | | | | |
| 2017 | 6.2L | All | 3 | Cat4ward® Shorty | 1 3/4" | 10,16 | 1813S | 1813SJS | 1813SJT |
| 14-16 | 6.2L | All | 1 | Cat4ward® Shorty | 1 3/4" | 5,10,16 | 1813S | 1813SJS | 1813SJT |
| UNIVERSAL | | | | | | | | | |
| ALL | 265/400 | Rectangle Port | 1 | Shorty, center exit | 1 5/8" | 3 | 1815S-1 | 1815S-1JS | 1815S-1JT |

3 Installation requires welding/modification to exhaust system.

5 50-State Smog Legal header; CARB EO #D-57-42

6 Use big block flapper valve for smog legal applications.

10 Spark plug boots are changed from stock.

13 Automatic transmission only.

15 For use with straight plug heads only.

16 Direct replacement for factory manifold, installation hardware kit included.

29 Matching mid-pipes available, mid-pipes are not emissions legal.





Automotive Cat4ward® & Shorty Headers

| Year | Engine | Application | Emission Code | Description | Tube Size (in) | Notes | Stainless Steel | Silver Ceramic | Titanium Ceramic |
|----------------------|----------|-----------------|---------------|------------------|----------------|---------|-------------------------|---------------------------|---------------------------|
| CHRYSLER Cars | | | | | | | | | |
| 300C | | | | | | | | | |
| 17-18 | 6.4L | All | 1 | Cat4ward® Shorty | 1 7/8" | 16,29 | 1968S | 1968SJS | - |
| 15-16 | 6.4L | All | 1 | Cat4ward® Shorty | 1 7/8" | 5,16,29 | 1968S | 1968SJS | - |
| 05-14 | 6.1/6.4L | All | 1 | Cat4ward® Shorty | 1 7/8" | 5,16,29 | 1965S | 1965SJS | 1965SJT |
| 17-18 | 5.7L | All | 1 | Cat4ward® Shorty | 1 3/4" | 16,29 | 1964S-1 | 1964S-1JS | 1964S-1JT |
| 09-16 | 5.7L | All | 1 | Cat4ward® Shorty | 1 3/4" | 5,16,29 | 1964S-1 | 1964S-1JS | 1964S-1JT |
| 05-10 | 3.5L | All | 1 | Cat4ward® Shorty | 1 5/8" | 5,16 | 1920S | 1920SJS | - |
| 04-08 | 5.7L | All | 1 | Cat4ward® Shorty | 1 3/4" | 5,16,29 | 1964S | 1964SJS | - |
| DODGE Cars | | | | | | | | | |
| CHARGER | | | | | | | | | |
| 17-19 | 6.2L | HELLCAT / DEMON | 1 | Cat4ward® Shorty | 1 7/8" | 16,29 | 1968S | 1968SJS | - |
| 17-19 | 6.4L | All | 1 | Cat4ward® Shorty | 1 7/8" | 16,29 | 1968S | 1968SJS | - |
| 15-16 | 6.2L | HELLCAT / DEMON | 1 | Cat4ward® Shorty | 1 7/8" | 5,16,29 | 1968S | 1968SJS | - |
| 15-16 | 6.4L | All | 1 | Cat4ward® Shorty | 1 7/8" | 5,16,29 | 1968S | 1968SJS | - |
| 05-14 | 6.1/6.4L | All | 1 | Cat4ward® Shorty | 1 7/8" | 5,16,29 | 1965S | 1965SJS | 1965SJT |
| 17-18 | 5.7L | All | 1 | Cat4ward® Shorty | 1 3/4" | 5,16,29 | 1964S-1 | 1964S-1JS | 1964S-1JT |
| 09-16 | 5.7L | All | 1 | Cat4ward® Shorty | 1 3/4" | 5,16,29 | 1964S-1 | 1964S-1JS | 1964S-1JT |
| 05-10 | 3.5L | All | 1 | Cat4ward® Shorty | 1 5/8" | 5,16 | 1920S | 1920SJS | - |
| 05-08 | 5.7L | All | 1 | Cat4ward® Shorty | 1 3/4" | 5,16,29 | 1964S | 1964SJS | - |
| MAGNUM | | | | | | | | | |
| 05-09 | 6.1/6.4L | All | 1 | Cat4ward® Shorty | 1 7/8" | 5,16,29 | 1965S | 1965SJS | 1965SJT |
| 05-10 | 3.5L | All | 1 | Cat4ward® Shorty | 1 5/8" | 5,16 | 1920S | 1920SJS | - |
| 05-08 | 5.7L | All | 1 | Cat4ward® Shorty | 1 3/4" | 5,16,29 | 1964S | 1964SJS | - |
| CHALLENGER | | | | | | | | | |
| 17-19 | 6.2L | HELLCAT / DEMON | 1 | Cat4ward® Shorty | 1 7/8" | 16,29 | 1968S | 1968SJS | - |
| 17-19 | 6.4L | All | 1 | Cat4ward® Shorty | 1 7/8" | 16,29 | 1968S | 1968SJS | - |
| 15-16 | 6.2L | HELLCAT / DEMON | 1 | Cat4ward® Shorty | 1 7/8" | 5,16,29 | 1968S | 1968SJS | - |
| 15-16 | 6.4L | All | 1 | Cat4ward® Shorty | 1 7/8" | 5,16,29 | 1968S | 1968SJS | - |
| 08-14 | 6.1/6.4L | All | 1 | Cat4ward® Shorty | 1 7/8" | 5,16,29 | 1965S | 1965SJS | 1965SJT |
| 17-18 | 5.7L | All | 1 | Cat4ward® Shorty | 1 3/4" | 16,29 | 1964S-1 | 1964S-1JS | 1964S-1JT |
| 09-16 | 5.7L | All | 1 | Cat4ward® Shorty | 1 3/4" | 5,16,29 | 1964S-1 | 1964S-1JS | 1964S-1JT |
| 08-10 | 3.5L | All | 1 | Cat4ward® Shorty | 1 5/8" | 5,16 | 1920S | 1920SJS | - |

1 Fits most Z-bars. Vehicles may require Z-Bar modification or new JBA Z-Bar P/N 1650Z for proper fit.

2 Bolts into factory Y-pipe with 85 GT Mustang heat riser valve.

3 Installation requires welding/modification to exhaust system.

5 50-State Smog Legal header; CARB EO #D-57-42

6 Use big block flapper valve for smog legal applications.

10 Spark plug boots are changed from stock.

13 Automatic transmission only.

15 For use with straight plug heads only.

16 Direct replacement for factory manifold, installation hardware kit included.

23 Will not fit P-Head

29 Matching mid-pipes available, mid-pipes are not emissions legal.

58 Fits Ford AOD Transmissions

65 Must use 66-1/2 or later frame brackets (Approx. 1" higher than 65 and early 66 style)





Automotive Cat4ward® & Shorty Headers

| Year | Engine | Application | Emission Code | Description | Tube Size (in) | Notes | Stainless Steel | Silver Ceramic | Titanium Ceramic |
|-------------------------------|-----------|------------------------|---------------|------------------|----------------|---------------|-------------------------|---------------------------|---------------------------|
| FORD Cars | | | | | | | | | |
| COBRA / GT500 / MACH 1 | | | | | | | | | |
| 07-14 | 5.4L/5.8L | GT500 | 1 | Cat4ward® Shorty | 1 5/8" | 5,16,29 | 1695S | 1695SJS | 1695SJT |
| 03-04 | 4.6L 4V | Mach I | 1 | Cat4ward® Shorty | 1 5/8" | 5,16,29 | 1625S-7 | - | 1625S-7JT |
| 99-04 | 4.6L 4V | Cobra | 1 | Cat4ward® Shorty | 1 5/8" | 5,16,29 | 1625S-7 | - | 1625S-7JT |
| 96-97 | 4.6L 4V | Cobra | 1 | Cat4ward® Shorty | 1 5/8" | 5,16 | - | - | 1625S-7JT |
| 1993 | 5.0L | Cobra | 1 | Cat4ward® Shorty | 1 5/8" | 5,16 | 1624S-2 | 1624S-2JS | 1624S-2JT |
| MUSTANG | | | | | | | | | |
| 15-20 | 5.0L | All | 1 | Cat4ward® Shorty | 1 3/4" | 16 | 1689S | 1689SJS | 1689SJT |
| 11-14 | 5.0L | All | 1 | Cat4ward® Shorty | 1 3/4" | 5,16,29 | 1685S | 1685SJS | 1685SJT |
| 11-17 | 3.7L | All | 1 | Cat4ward® Shorty | 1 5/8" | 5,16 | 1618S | 1618SJS | 1618SJT |
| 05-10 | 4.6L 3V | All | 1 | Cat4ward® Shorty | 1 5/8" | 5,16,29 | 1675S | 1675SJS | 1675SJT |
| 05-10 | 4.0L | All | 1 | Cat4ward® Shorty | 1 1/2" | 5,16 | - | - | - |
| 99-04 | 3.8/3.9L | w/ air inj | 1 | Cat4ward® Shorty | 1 1/2" | 5,16 | 1619S-4 | - | - |
| 99-04 | 3.8/3.9L | w/o air inj | 1 | Cat4ward® Shorty | 1 1/2" | 5,16 | - | 1619S-1JT | 1619S-1JT |
| 99-04 | 4.6L 2V | GT / Bullitt | 1 | Cat4ward® Shorty | 1 5/8" | 5,16,29 | 1625S-9 | 1625S-9JS | - |
| 94-98 | 3.8L | w/o air inj | 1 | Cat4ward® Shorty | 1 1/2" | 5,16 | - | - | - |
| 86-93 | 5.0L | GT / LX | 1 | Cat4ward® Shorty | 1 5/8" | 5,16 | 1624S-2 | 1624S-2JS | 1624S-2JT |
| 65-73 | 289/302 | All | 2 | Mid-length | 1 5/8" | 1,23,29,58,65 | 1650S | 1650SJS | 1650SJT |
| 65-73 | 289/302 | GT40 P-Head | 2 | Mid-length | 1 5/8" | 1,29,58,65 | 1650S-2 | 1650S-2JS | - |
| 65-73 | 351W | All | 2 | Mid-length | 1 5/8" | 1,23,29,58 | 1653S | 1653SJS | 1653SJT |
| 65-73 | 351W | T-5/T56 w/cable clutch | 2 | Mid-length | 1 5/8" | 23,29 | 1655S | 1655SJS | - |
| THUNDERBIRD | | | | | | | | | |
| 94-97 | 4.6L 2V | All | 1 | Cat4ward® Shorty | 1 1/2" | 5,16 | - | 1626SJS | - |
| UNIVERSAL | | | | | | | | | |
| ALL | 289/351 | All | 2 | Block Hugger | 1 5/8" | 3 | 1615S | 1615SJS | - |



- 1 Fits most Z-bars. Vehicles may require Z-Bar modification or new JBA Z-Bar P/N 1650Z for proper fit.
- 2 Bolts into factory Y-pipe with 85 GT Mustang heat riser valve.
- 3 Installation requires welding/modification to exhaust system.
- 5 50-State Smog Legal header; CARB EO #D-57-43
- 6 Use big block flapper valve for smog legal applications.
- 10 Spark plug boots are changed from stock.
- 13 Automatic transmission only.

- 15 For use with straight plug heads only.
- 16 Direct replacement for factory manifold, installation hardware kit included.
- 23 Will not fit P-Head
- 29 Matching mid-pipes available, mid-pipes are not emissions legal.
- 58 Fits Ford AOD Transmissions
- 65 Must use 66-1/2 or later frame brackets (Approx. 1" higher than 65 and early 66 style)



Automotive Cat4ward® & Shorty Headers

| Year | Engine | Application | Emission Code | Description | Tube Size (in) | Notes | Stainless Steel | Silver Ceramic | Titanium Ceramic |
|---------------------|-----------|------------------------|---------------|------------------|----------------|------------|-------------------------|---------------------------|---------------------------|
| LINCOLN Cars | | | | | | | | | |
| MARK VII | | | | | | | | | |
| 86-93 | 5.0L | All | 1 | Cat4ward® Shorty | 1 5/8" | 5,16 | 1624S-2 | 1624S-2JS | 1624S-2JT |
| MERCURY Cars | | | | | | | | | |
| COUGAR | | | | | | | | | |
| 94-97 | 4.6L 2V | All | 1 | Cat4ward® Shorty | 1 1/2" | 5,16 | - | 1626SJS | - |
| 67-73 | 289/302 | All | 2 | Mid-length | 1 5/8" | 1,23,29,58 | 1650S | 1650SJS | 1650SJT |
| 67-73 | 351W | All | 2 | Mid-length | 1 5/8" | 1,23,29,58 | 1653S | 1653SJS | 1653SJT |
| 65-73 | 289/302 | GT40 P-Head | 2 | Mid-length | 1 5/8" | 1,29,58 | 1650S-2 | 1650S-2JS | - |
| 65-73 | 351W | T-5/T56 w/cable clutch | 2 | Mid-length | 1 5/8" | 1,23,29 | 1655S | 1655SJS | 1655SJT |
| PONTIAC Cars | | | | | | | | | |
| G8 | | | | | | | | | |
| 08-09 | 6.0L/6.2L | All | 1 | Cat4ward® Shorty | 1 3/4" | 5,16 | 1811S | 1811SJS | 1811SJT |
| GTO | | | | | | | | | |
| 04-06 | 5.7/6.0L | All | 1 | Cat4ward® Shorty | 1 5/8" | 5,16,29 | 1809S | 1809SJS | 1809SJT |

- 1 Fits most Z-bars. Vehicles may require Z-Bar modification or new JBA Z-Bar P/N 1650Z for proper fit.
- 2 Bolts into factory Y-pipe with 85 GT Mustang heat riser valve.
- 3 Installation requires welding/modification to exhaust system.
- 5 50-State Smog Legal header; CARB EO #D-57-42
- 6 Use big block flapper valve for smog legal applications.
- 10 Spark plug boots are changed from stock.
- 13 Automatic transmission only.

- 15 For use with straight plug heads only.
- 16 Direct replacement for factory manifold, installation hardware kit included.
- 23 Will not fit P-Head
- 29 Matching mid-pipes available, mid-pipes are not emissions legal.
- 58 Fits Ford AOD Transmissions
- 65 Must use 66-1/2 or later frame brackets (Approx. 1" higher than 65 and early 66 style)





Truck & SUV Cat4ward® & Shorty Headers

| Year | Engine | Application | Emission Code | Description | Tube Size (in) | Notes | Stainless Steel | Silver Ceramic | Titanium Ceramic |
|--|----------|----------------------|---------------|------------------|----------------|--------------|-------------------------|---------------------------|---------------------------|
| CADILLAC Trucks and SUVs | | | | | | | | | |
| ESCALADE / ESV / EXT | | | | | | | | | |
| 17-19 | 6.2L DFI | w/o egr | 1 | Cat4ward® Shorty | 1 5/8" | 16 | 1850S-4 | 1850S-4JS | 1850S-4JT |
| 15-16 | 6.2L DFI | w/o egr | 1 | Cat4ward® Shorty | 1 5/8" | 5,16 | 1850S-4 | 1850S-4JS | 1850S-4JT |
| 16-18 | 5.3L DFI | w/o egr | 1 | Cat4ward® Shorty | 1 5/8" | 16 | 1850S-4 | 1850S-4JS | 1850S-4JT |
| 2015 | 5.3L DFI | w/o egr | 1 | Cat4ward® Shorty | 1 5/8" | 5,16 | 1850S-4 | 1850S-4JS | 1850S-4JT |
| 07-14 | 6.0/6.2L | w/o egr, non DFI | 1 | Cat4ward® Shorty | 1 5/8" | 5,16 | 1850S-2 | 1850S-2JS | 1850S-2JT |
| 02-13 | 4.8/5.3L | w/o egr | 1 | Cat4ward® Shorty | 1 5/8" | 5,16 | 1850S-2 | 1850S-2JS | 1850S-2JT |
| 03-06 | 6.0L | w/o egr | 1 | Cat4ward® Shorty | 1 5/8" | 5,16 | 1850S-3 | 1850S-3JS | 1850S-3JT |
| 99-02 | 6.0L | w/o air w/egr. | 1 | Cat4ward® Shorty | 1 5/8" | 5,16 | 1850S-1 | 1850S-1JS | - |
| 98-00 | 5.7L | w/ air inj | 1 | Cat4ward® Shorty | 1 1/2" | 5,16 | 1832S-2 | - | - |
| 96-00 | 5.7L | w/o air inj | 1 | Cat4ward® Shorty | 1 1/2" | 5,16 | 1832S | 1832SJS | 1832SJT |
| CHEVROLET & GMC Trucks and SUVs | | | | | | | | | |
| AVALANCHE | | | | | | | | | |
| 07-13 | 6.0/6.2L | w/o egr | 1 | Cat4ward® Shorty | 1 5/8" | 5,16 | 1850S-2 | 1850S-2JS | 1850S-2JT |
| 02-13 | 4.8/5.3L | w/o egr | 1 | Cat4ward® Shorty | 1 5/8" | 5,16 | 1850S-2 | 1850S-2JS | 1850S-2JT |
| 02-03 | 8.1L | w/o air inj, w/o egr | 1 | Cat4ward® Shorty | 1 3/4" | 3,4,5,10,29 | 1860S | 1860SJS | - |
| 02-03 | 8.1L | w/ air inj, w/ egr | 1 | Cat4ward® Shorty | 1 3/4" | 3,4,5,10,29 | - | 1861SJS | - |
| BLAZER / JIMMY | | | | | | | | | |
| 02-03 | 4.3L | All | 1 | Cat4ward® Shorty | 1 1/2" | 5,7,10,16 | 1840S-3 | 1840S-3JS | 1840S-3JT |
| 96-01 | 4.3L | w/o air inj | 1 | Cat4ward® Shorty | 1 1/2" | 5,7,10,16 | 1842S-3 | - | 1842S-3JT |
| 92-95 | 5.0/5.7L | w/o air inj | 1 | Cat4ward® Shorty | 1 1/2" | 5,16 | 1830S | 1830SJS | 1830SJT |
| 88-95 | 4.3L | All | 1 | Cat4ward® Shorty | 1 1/2" | 5,7,10,12,16 | 1840S-3 | 1840S-3JS | 1840S-3JT |
| 87-91 | 5.0/5.7L | w/o air inj | 1 | Cat4ward® Shorty | 1 5/8" | 5,10,16 | 1830S-4 | 1830S-4JS | - |
| 69-86 | 5.0/5.7L | Carb, w/o air inj | 1 | Cat4ward® Shorty | 1 5/8" | 3,5,6,10 | 1830S-6 | 1830S-6JS | 1830S-6JT |
| SONOMA | | | | | | | | | |
| 02-03 | 4.3L | 4wd | 1 | Cat4ward® Shorty | 1 1/2" | 5,7,10,16 | 1840S-3 | 1840S-3JS | 1840S-3JT |
| 02-03 | 4.3L | 2wd | 1 | Cat4ward® Shorty | 1 1/2" | 5,7,10,16 | 1840S-4 | 1840S-4JS | 1840S-4JT |
| 96-01 | 4.3L | 4wd w/o air inj | 1 | Cat4ward® Shorty | 1 1/2" | 5,7,10,16 | 1842S-3 | - | 1842S-3JT |
| 88-95 | 4.3L | 2wd | 1 | Cat4ward® Shorty | 1 1/2" | 5,7,10,16 | 1840S-4 | 1840S-4JS | 1840S-4JT |
| 88-95 | 4.3L | 4wd | 1 | Cat4ward® Shorty | 1 1/2" | 5,7,10,12,16 | 1840S-3 | 1840S-3JS | 1840S-3JT |

- 3 Installation requires welding/modification to exhaust system.
- 4 Requires Y-Pipe.
- 5 50-State Smog Legal header; CARB EO #D-57-42
- 6 Use big block flapper valve for smog legal applications.
- 7 Will not fit vehicles equipped with a "Body Lift"

- 10 Spark plug boots are changed from stock.
- 12 May require relocation of brake/fuel lines.
- 16 Direct replacement for factory manifold, installation hardware kit included.
- 23 Will not fit P-Head.
- 29 Matching mid-pipes available.



Truck & SUV Cat4ward® & Shorty Headers

| Year | Engine | Application | Emission Code | Description | Tube Size (in) | Notes | Stainless Steel | Silver Ceramic | Titanium Ceramic |
|---|----------|---------------------------|---------------|------------------|----------------|--------------|--------------------------|----------------------------|----------------------------|
| CHEVROLET & GMC Trucks and SUVs (Cont) | | | | | | | | | |
| C/K SERIES PICK UP | | | | | | | | | |
| 96-00 | 5.0/5.7L | w/o air inj | 1 | Cat4ward® Shorty | 1 1/2" | 5,16 | 1832S | 1832SJS | 1832SJT |
| 96-00 | 7.4L | w/o air inj, w/ egr | 1 | Cat4ward® Shorty | 1 3/4" | 3,4,5,10,29 | 1822S | 1822SJS | 1822SJT |
| 96-00 | 7.4L | w/ air inj, w/ egr | 1 | Cat4ward® Shorty | 1 3/4" | 3,4,5,10,29 | 1823S | 1823SJS | 1823SJT |
| 92-95 | 7.4L | 2500 / 3500 | 1 | Cat4ward® Shorty | 1 3/4" | 3,4,5,10,29 | 1822S-1 | 1822S-1JS | - |
| 88-95 | 5.0/5.7L | w/o air inj | 1 | Cat4ward® Shorty | 1 1/2" | 5,16,29 | 1830S | 1830SJS | 1830SJT |
| 88-95 | 4.3L | w/o air inj | 1 | Cat4ward® Shorty | 1 1/2" | 5,10,16,29 | 1840S | 1840SJS | - |
| 88-93 | 7.4L | 454SS w/ air inj | 1 | Cat4ward® Shorty | 1 3/4" | 3,4,5,10,29 | 1822S-2 | 1822S-2JS | - |
| 88-93 | 7.4L | 454SS w/o air inj | 1 | Cat4ward® Shorty | 1 3/4" | 3,4,5,10,29 | - | 1822S-3JS | - |
| 1987 | 5.0/5.7L | w/o air inj | 1 | Cat4ward® Shorty | 1 5/8" | 5,10,16 | 1830S-4 | 1830S-4JS | - |
| 65-86 | 5.0/5.7L | Carb, w/o air inj | 1 | Cat4ward® Shorty | 1 5/8" | 3,5,6,10,29 | 1830S-6 | 1830S-6JS | 1830S-6JT |
| S-10 | | | | | | | | | |
| 02-03 | 4.3L | 4wd | 1 | Cat4ward® Shorty | 1 1/2" | 5,7,10,16 | 1840S-3 | 1840S-3JS | 1840S-3JT |
| 02-03 | 4.3L | 2wd | 1 | Cat4ward® Shorty | 1 1/2" | 5,7,10,16 | 1840S-4 | 1840S-4JS | - |
| 96-01 | 4.3L | 4wd w/o air inj | 1 | Cat4ward® Shorty | 1 1/2" | 5,7,10,16 | 1842S-3 | - | 1842S-3JT |
| 88-95 | 4.3L | 2wd | 1 | Cat4ward® Shorty | 1 1/2" | 5,7,10,16 | 1840S-4 | 1840S-4JS | - |
| 88-95 | 4.3L | 4wd | 1 | Cat4ward® Shorty | 1 1/2" | 5,7,10,12,16 | 1840S-3 | 1840S-3JS | 1840S-3JT |
| SILVERADO / SIERRA | | | | | | | | | |
| 2019 | 5.3/6.2L | All | 1 | Cat4ward® Shorty | 1 3/4" | 16 | 1850S-5 | 1850S-5JS | - |
| 17-19 | 6.2L SFI | 2500 | 1 | Cat4ward® Shorty | 1 5/8" | 16 | 1850S-2 | 1850S-2JS | 1850S-2JT |
| 17-18 | 6.0L | 2500/3500 HD | 1 | Cat4ward® Shorty | 1 5/8" | 16 | 1850S-2 | 1850S-2JS | 1850S-2JT |
| 14-16 | 6.0L | 2500/3500 HD | 1 | Cat4ward® Shorty | 1 5/8" | 5,16 | 1850S-2 | 1850S-2JS | 1850S-2JT |
| 17-19 | 6.2L DFI | Legacy Only | 1 | Cat4ward® Shorty | 1 5/8" | 16 | 1850S-4 | 1850S-4JS | 1850S-4JT |
| 14-16 | 6.2L DFI | All | 1 | Cat4ward® Shorty | 1 5/8" | 5,16 | 1850S-4 | 1850S-4JS | 1850S-4JT |
| 16-18 | 5.3L DFI | All | 1 | Cat4ward® Shorty | 1 5/8" | 16 | 1850S-4 | 1850S-4JS | 1850S-4JT |
| 14-15 | 5.3L DFI | All | 1 | Cat4ward® Shorty | 1 5/8" | 5,16 | 1850S-4 | 1850S-4JS | 1850S-4JT |
| 17-19 | 4.3L | 17-18 All, 19 Legacy Only | 1 | Cat4ward® Shorty | 1 5/8" | 5,10,16 | 1842S-10 | 1842S-10JS | 1842S-10JT |
| 14-16 | 4.3L | All | 1 | Cat4ward® Shorty | 1 5/8" | 5,10,16 | 1842S-10 | 1842S-10JS | 1842S-10JT |
| 07-14 | 6.0/6.2L | w/o egr, SFI | 1 | Cat4ward® Shorty | 1 5/8" | 5,16 | 1850S-2 | 1850S-2JS | 1850S-2JT |
| 03-13 | 4.3L | All | 1 | Cat4ward® Shorty | 1 1/2" | 5,16 | 1842S-9 | 1842S-9JS | 1842S-9JT |
| 03-06 | 6.0L | w/o egr | 1 | Cat4ward® Shorty | 1 5/8" | 5,16 | 1850S-3 | 1850S-3JS | 1850S-3JT |
| 02-13 | 4.8/5.3L | w/o egr | 1 | Cat4ward® Shorty | 1 5/8" | 5,16 | 1850S-2 | 1850S-2JS | 1850S-2JT |
| 01-03 | 8.1L | w/o air inj, w/o egr | 1 | Cat4ward® Shorty | 1 3/4" | 3,4,5,10,29 | 1860S | 1860SJS | - |
| 99-02 | 4.3L | w/o air inj | 1 | Cat4ward® Shorty | 1 1/2" | 5,16 | 1842S-2 | 1842S-2JS | - |
| 99-02 | 6.0L | w/o air w/egr | 1 | Cat4ward® Shorty | 1 5/8" | 5,16 | 1850S-1 | 1850S-1JS | - |
| 99-01 | 4.8/5.3L | w/o air inj, w/ egr | 1 | Cat4ward® Shorty | 1 5/8" | 5,16 | 1850S | 1850SJS | 1850SJT |



Truck & SUV Cat4ward® & Shorty Headers

| Year | Engine | Application | Emission Code | Description | Tube Size (in) | Notes | Stainless Steel | Silver Ceramic | Titanium Ceramic |
|---|----------|----------------------|---------------|------------------|----------------|----------------|-------------------------|---------------------------|---------------------------|
| CHEVROLET & GMC Trucks and SUVs (Cont) | | | | | | | | | |
| SUBURBAN / YUKON XL | | | | | | | | | |
| 17-19 | 6.2L DFI | All | 1 | Cat4ward® Shorty | 1 5/8" | 16 | 1850S-4 | 1850S-4JS | 1850S-4JT |
| 15-16 | 6.2L DFI | All | 1 | Cat4ward® Shorty | 1 5/8" | 5,16 | 1850S-4 | 1850S-4JS | 1850S-4JT |
| 16-19 | 5.3L DFI | All | 1 | Cat4ward® Shorty | 1 5/8" | 16 | 1850S-4 | 1850S-4JS | 1850S-4JT |
| 14-15 | 5.3L DFI | All | 1 | Cat4ward® Shorty | 1 5/8" | 5,16 | 1850S-4 | 1850S-4JS | 1850S-4JT |
| 07-14 | 6.0/6.2L | w/o egr, SFI | 1 | Cat4ward® Shorty | 1 5/8" | 5,16 | 1850S-3 | 1850S-3JS | 1850S-3JT |
| 03-06 | 6.0L | w/o egr | 1 | Cat4ward® Shorty | 1 5/8" | 5,16 | 1850S-3 | 1850S-3JS | 1850S-3JT |
| 2014 | 5.3L | w/o egr | 1 | Cat4ward® Shorty | 1 5/8" | 16 | 1850S-2 | 1850S-2JS | 1850S-2JT |
| 02-13 | 4.8/5.3L | w/o egr | 1 | Cat4ward® Shorty | 1 5/8" | 5,16 | 1850S-2 | 1850S-2JS | 1850S-2JT |
| 01-03 | 8.1L | w/o air inj | 1 | Cat4ward® Shorty | 1 3/4" | 3,4,5,10,29 | 1860S | 1860SJS | - |
| 99-02 | 6.0L | w/o air w/egr | 1 | Cat4ward® Shorty | 1 5/8" | 5,16 | 1850S-1 | 1850S-1JS | - |
| 99-01 | 4.8/5.3L | w/o air inj, w/ egr | 1 | Cat4ward® Shorty | 1 5/8" | 5,16 | 1850S | 1850SJS | 1850SJT |
| 96-00 | 5.0/5.7L | w/o air inj | 1 | Cat4ward® Shorty | 1 1/2" | 5,16 | 1832S | 1832SJS | 1832SJT |
| 96-00 | 7.4L | w/o air inj, w/o egr | 1 | Cat4ward® Shorty | 1 3/4" | 3,4,5,10,29 | 1822S | 1822SJS | 1822SJT |
| 96-00 | 7.4L | w/ air inj, w/ egr | 1 | Cat4ward® Shorty | 1 3/4" | 3,4,5,10,29 | 1823S | 1823SJS | 1823SJT |
| 92-95 | 7.4L | 2500/3500 | 1 | Cat4ward® Shorty | 1 3/4" | 3,4,5,10,24,29 | 1822S-1 | 1822S-1JS | - |
| 92-95 | 5.0/5.7L | w/o air inj | 1 | Cat4ward® Shorty | 1 1/2" | 5,16 | 1830S | 1830SJS | 1830SJT |
| 87-91 | 5.0/5.7L | w/o air inj | 1 | Cat4ward® Shorty | 1 5/8" | 5,10,16 | 1830S-4 | 1830S-4JS | - |
| 65-86 | 5.0/5.7L | Carb, w/o air inj | 1 | Cat4ward® Shorty | 1 5/8" | 3,5,6,10 | 1830S-6 | 1830S-6JS | 1830S-6JT |
| TAHOE / YUKON | | | | | | | | | |
| 17-19 | 6.2L DFI | All | 1 | Cat4ward® Shorty | 1 5/8" | 16 | 1850S-4 | 1850S-4JS | 1850S-4JT |
| 15-16 | 6.2L DFI | All | 1 | Cat4ward® Shorty | 1 5/8" | 5,16 | 1850S-4 | 1850S-4JS | 1850S-4JT |
| 16-18 | 5.3L DFI | All | 1 | Cat4ward® Shorty | 1 5/8" | 16 | 1850S-4 | 1850S-4JS | 1850S-4JT |
| 2015 | 5.3L DFI | All | 1 | Cat4ward® Shorty | 1 5/8" | 5,16 | 1850S-4 | 1850S-4JS | 1850S-4JT |
| 15-16 | 6.0/6.2L | w/o egr | 1 | Cat4ward® Shorty | 1 5/8" | 5,16 | 1850S-2 | 1850S-2JS | 1850S-2JT |
| 2014 | 5.3L | w/o egr | 1 | Cat4ward® Shorty | 1 5/8" | 16 | 1850S-2 | 1850S-2JS | 1850S-2JT |
| 07-13 | 6.0/6.2L | w/o egr | 1 | Cat4ward® Shorty | 1 5/8" | 5,16 | 1850S-2 | 1850S-2JS | 1850S-2JT |
| 03-06 | 6.0L | w/o egr | 1 | Cat4ward® Shorty | 1 5/8" | 5,16 | 1850S-3 | 1850S-3JS | 1850S-3JT |
| 02-13 | 4.8/5.3L | w/o egr | 1 | Cat4ward® Shorty | 1 5/8" | 5,16 | 1850S-2 | 1850S-2JS | 1850S-2JT |
| 99-01 | 4.8/5.3L | w/o air inj, w/ egr | 1 | Cat4ward® Shorty | 1 5/8" | 5,16 | 1850S | 1850SJS | 1850SJT |
| 96-00 | 5.0/5.7L | w/o air inj | 1 | Cat4ward® Shorty | 1 1/2" | 5,16 | 1832S | 1832SJS | 1832SJT |

3 Installation requires welding/modification to exhaust system.

4 Requires Y-Pipe.

5 50-State Smog Legal header; CARB EO #D-57-42

6 Use big block flapper valve for smog legal applications.

10 Spark plug boots are changed from stock.

12 May require relocation of brake/fuel lines.

16 Direct replacement for factory manifold, installation hardware kit included.

17 Complete header and Y-pipe or down pipe system, installation hardware included.

24 Will not fit 454SS

29 Matching mid-pipes available.



Truck & SUV Cat4ward® & Shorty Headers

| Year | Engine | Application | Emission Code | Description | Tube Size (in) | Notes | Stainless Steel | Silver Ceramic | Titanium Ceramic |
|-----------------------------------|-----------|--------------------|---------------|------------------|----------------|---------|-------------------------|---------------------------|---------------------------|
| DODGE Trucks and SUVs | | | | | | | | | |
| DAKOTA | | | | | | | | | |
| 04-07 | 4.7L | All | 1 | Cat4ward® Shorty | 1 1/2" | 5,16 | 1949S-2 | 1949S-2JS | 1949S-2JT |
| 00-03 | 4.7L | All | 1 | Cat4ward® Shorty | 1 1/2" | 5,16 | 1949S | 1949SJS | - |
| 96-03 | 5.2/5.9L | All | 1 | Cat4ward® Shorty | 1 1/2" | 5,16,29 | 1945S-1 | 1945S-1JS | 1945S-1JT |
| 96-03 | 3.9L | All | 1 | Cat4ward® Shorty | 1 1/2" | 5,16,29 | 1939S | 1939SJS | - |
| 92-95 | 3.9L | All | 1 | Cat4ward® Shorty | 1 1/2" | 5,16 | 1938S | - | - |
| DURANGO | | | | | | | | | |
| 04-08 | 5.7L HEMI | All | 1 | Cat4ward® System | 1 5/8" | 3,5,17 | 1962S | 1962SJS | 1962SJT |
| 00-03 | 4.7L | All | 1 | Cat4ward® Shorty | 1 1/2" | 5,16 | 1949S | 1949SJS | - |
| 96-03 | 5.2/5.9L | All | 1 | Cat4ward® Shorty | 1 1/2" | 5,16,29 | 1945S-1 | 1945S-1JS | 1945S-1JT |
| RAM | | | | | | | | | |
| 19-21 | 5.7L HEMI | 1500 Only | 1 | Cat4ward® Shorty | 1 5/8" | 5,16 | 1961S-3 | 1961S-3JS | - |
| 18-19 | 5.7L HEMI | 1500 Only | 1 | Cat4ward® Shorty | 1 5/8" | 5,16 | 1961S-2 | 1961S-2JS | 1961S-2JT |
| 09-17 | 5.7L HEMI | 1500 Only | 1 | Cat4ward® Shorty | 1 5/8" | 5,16 | 1961S-2 | 1961S-2JS | 1961S-2JT |
| 04-07 | 4.7L | All | 1 | Cat4ward® Shorty | 1 1/2" | 5,16 | 1949S-2 | 1949S-2JS | 1949S-2JT |
| 03-08 | 5.7L HEMI | All | 1 | Cat4ward® Shorty | 1 5/8" | 5,16 | 1961S-1 | 1961S-1JS | 1961S-1JT |
| 02-08 | 3.7L | All | 1 | Cat4ward* Shorty | 1 1/2" | 5,16 | 1931S | - | - |
| 02-03 | 4.7L | All | 1 | Cat4ward® Shorty | 1 1/2" | 5,16 | 1949S-1 | 1949S-1JS | 1949S-1JT |
| 96-03 | 3.9L | All | 1 | Cat4ward® Shorty | 1 1/2" | 5,16,29 | 1939S | 1939SJS | - |
| 96-03 | 5.2/5.9L | All | 1 | Cat4ward® Shorty | 1 1/2" | 5,16 | 1945S-1 | 1945S-1JS | 1945S-1JT |
| 96-02 | 8.0L | All | 1 | Cat4ward® Shorty | 1 1/2" | 5,16 | 1950S | - | - |
| 92-95 | 3.9L | All | 1 | Cat4ward® Shorty | 1 1/2" | 5,16 | 1938S | - | - |
| FORD Trucks and SUVs | | | | | | | | | |
| BRONCO / BRONCO II | | | | | | | | | |
| 87-95 | 5.0L | All | 1 | Cat4ward® Shorty | 1 1/2" | 5,16 | 1627S | 1627SJS | - |
| 86-96 | 5.8L | All | 1 | Cat4ward® Shorty | 1 5/8" | 5,16 | 1628S | 1628SJS | 1628SJT |
| EXPEDITION | | | | | | | | | |
| 97-03 | 4.6L | All | 1 | Cat4ward® Shorty | 1 1/2" | 5,16 | 1677S | 1677SJS | - |
| 97-03 | 5.4L | All | 1 | Cat4ward® Shorty | 1 1/2" | 5,16 | 1679S | 1679SJS | 1679SJT |
| EXPLORER & SPORT TRACK | | | | | | | | | |
| 97-11 | 4.0L OHC | w/ Driver side Egr | 1 | Cat4ward® Shorty | 1 1/2" | 5,16 | 1674S-1 | 1674S-1JS | 1674S-1JT |

5 50-State Smog Legal header; CARB EO #D-57-42

16 Direct replacement for factory manifold, installation hardware kit included.

17 Complete header and Y-pipe or down pipe system, installation hardware included.

29 Matching mid-pipes available.



Truck & SUV Cat4ward® & Shorty Headers

| Year | Engine | Application | Emission Code | Description | Tube Size (in) | Notes | Stainless Steel | Silver Ceramic | Titanium Ceramic |
|--|----------|-------------------------------|---------------|------------------|----------------|--------|-------------------------|---------------------------|---------------------------|
| FORD Trucks and SUVs (Cont) | | | | | | | | | |
| F SERIES (F150,F250,F350,SuperDuty) | | | | | | | | | |
| 15-20 | 5.0L | All | 1 | Cat4ward® Shorty | 1 3/4" | 5,16 | 1683S | 1683SJS | 1683SJT |
| 15-17 | 3.5L | All | 1 | Cat4ward® Shorty | 1 5/8" | 16 | 1682S | 1682SJS | 1682SJT |
| 11-14 | 3.7L | All | 1 | Cat4ward® Shorty | 1 5/8" | 5,16 | 1682S | 1682SJS | 1682SJT |
| 11-14 | 5.0L | All | 1 | Cat4ward® Shorty | 1 5/8" | 5,16 | 1688S | 1688SJS | 1688SJT |
| 05-10 | 5.4L 3V | F-250/350/450/SD | 1 | Cat4ward® Shorty | 1 5/8" | 5,16 | 1676S-1 | 1676S-1JS | 1676S-1JT |
| 05-10 | 6.8L 3V | F-250/F-350 | 1 | Cat4ward® Shorty | 1 1/2" | 5,16 | 1670S | 1670SJS | 1670SJT |
| 04-10 | 5.4L 3V | F-150/Raptor | 1 | Cat4ward® Shorty | 1 5/8" | 5,16 | 1676S | 1676SJS | 1676SJT |
| 04-08 | 4.6L | All | 1 | Cat4ward® Shorty | 1 1/2" | 5,16 | 1687S | 1687SJS | 1687SJT |
| 99-04 | 6.8L 2V | Super Duty w/o egr | 1 | Cat4ward® Shorty | 1 1/2" | 5,16 | 1669S | - | - |
| 97-03 | 5.4L | F-150 | 1 | Cat4ward® Shorty | 1 1/2" | 5,16 | 1679S | 1679SJS | 1679SJT |
| 97-03 | 4.6L | All | 1 | Cat4ward® Shorty | 1 1/2" | 5,16 | 1677S | 1677SJS | - |
| 87-95 | 5.0L | All | 1 | Cat4ward® Shorty | 1 1/2" | 5,16 | 1627S | 1627SJS | - |
| 86-96 | 5.8L | F-150 w/o air inj | 1 | Cat4ward® Shorty | 1 5/8" | 5,16 | 1628S | 1628SJS | 1628SJT |
| MOTORHOME | | | | | | | | | |
| 99-04 | 6.8L 2V | w/o egr, Class A | 1 | Cat4ward® Shorty | 1 1/2" | 5,16 | 1669S | - | - |
| RANGER | | | | | | | | | |
| 02-08 | 3.0L | w/o egr | 1 | Cat4ward® Shorty | 1 1/2" | 5,16 | 1647S-1 | - | 1647S-1JT |
| 98-01 | 3.0L | w/ egr | 1 | Cat4ward® Shorty | 1 1/2" | 5,16 | 1647S | 1647SJS | 1647SJT |
| 97-11 | 4.0L OHC | w/ Driver side egr | 1 | Cat4ward® Shorty | 1 1/2" | 5,16 | 1674S-1 | 1674S-1JS | 1674S-1JT |
| 95-97 | 4.0L OHV | All | 1 | Cat4ward® System | 1 1/2" | 5,17 | 1634S | - | - |
| HUMMER | | | | | | | | | |
| H2 / SUT | | | | | | | | | |
| 07-13 | 6.0/6.2L | w/o egr | 1 | Cat4ward® Shorty | 1 5/8" | 5,16 | 1850S-2 | 1850S-2JS | 1850S-2JT |
| 03-06 | 6.0L | w/o egr | 1 | Cat4ward® Shorty | 1 5/8" | 5,16 | 1850S-3 | 1850S-3JS | 1850S-3JT |
| INFINITI | | | | | | | | | |
| QX56 | | | | | | | | | |
| 11-13 | 5.6L | Round Port Only - VK56VD Code | 1 | Cat4ward® Shorty | 1 3/4" | 3,5,16 | 1411S | 1411SJS | - |
| 08-10 | 5.6L | Oval Port Only - VK56DE Code | 1 | Cat4ward® Shorty | 1 5/8" | 3,5,16 | 1400S | 1400SJS | 1400SJT |
| QX80 | | | | | | | | | |
| 17-20 | 5.6L | Round Port Only - VK56VD Code | 1 | Cat4ward® Shorty | 1 3/4" | 3,16 | 1411S | 1411SJS | - |
| 2016 | 5.6L | Round Port Only - VK56VD Code | 1 | Cat4ward® Shorty | 1 3/4" | 3,5,16 | 1411S | 1411SJS | - |
| 14-15 | 5.6L | Round Port Only - VK56VD Code | 1 | Cat4ward® Shorty | 1 3/4" | 3,5,16 | 1411S | 1411SJS | - |
| 08-10 | 5.6L | Oval Port Only - VK56DE Code | 1 | Cat4ward® Shorty | 1 5/8" | 3,5,16 | 1400S | 1400SJS | 1400SJT |

3 Installation requires welding/modification to exhaust system.
5 50-State Smog Legal header; CARB EO #D-57-43
16 Direct replacement for factory manifold, installation hardware kit included.
17 Complete header and Y-pipe or down pipe system, installation hardware included.
29 Matching mid-pipes available, mid-pipes are not emissions legal.



Truck & SUV Cat4ward® & Shorty Headers

| Year | Engine | Application | Emission Code | Description | Tube Size (in) | Notes | Stainless Steel | Silver Ceramic | Titanium Ceramic |
|--------------------------------------|---------|-------------------------------|---------------|------------------|----------------|---------|-----------------------|-------------------------|-------------------------|
| JEEP | | | | | | | | | |
| LIBERTY | | | | | | | | | |
| 05-09 | 3.7L | All | 1 | Cat4ward® Shorty | 1 1/2" | 5,16 | 1930S | - | - |
| WRANGLER / WRANGLER UNLIMITED | | | | | | | | | |
| 07-11 | 3.8L | All | 1 | Cat4ward® Shorty | 1 1/2" | 5,16 | 1528S | 1528SJS | 1528SJT |
| 00-06 | 4.0L | All | 1 | Cat4ward® Shorty | 1 1/2" | 5,16 | 1527S | 1527SJS | 1527SJT |
| 91-99 | 4.0L | All | 1 | Cat4ward® Shorty | 1 1/2" | 5,16,29 | 1526S | 1526SJS | 1526SJT |
| LINCOLN Trucks and SUVs | | | | | | | | | |
| BLACKWOOD | | | | | | | | | |
| 04-10 | 5.4L 3V | All | 1 | Cat4ward® Shorty | 1 5/8" | 5,16 | 1676S | 1676SJS | 1676SJT |
| NAVIGATOR | | | | | | | | | |
| 98-03 | 5.4L 2V | All | 1 | Cat4ward® Shorty | 1 1/2" | 5,16 | 1679S | 1679SJS | 1679SJT |
| NISSAN Trucks | | | | | | | | | |
| ARMADA | | | | | | | | | |
| 17-20 | 5.6L | Round Port Only - VWS6VD Code | 1 | Cat4ward® Shorty | 1 3/4" | 3,16 | 1411S | 1411SJS | - |
| 2016 | 5.6L | Round Port Only - VWS6VD Code | 1 | Cat4ward® Shorty | 1 3/4" | 3,5,16 | 1411S | 1411SJS | - |
| 04-15 | 5.6L | Oval Port Only - VWS6DE Code | 1 | Cat4ward® Shorty | 1 5/8" | 3,5,16 | 1400S | 1400SJS | 1400SJT |
| FRONTIER | | | | | | | | | |
| 17-19 | 4.0L | All | 1 | Cat4ward® Shorty | 1 5/8" | 16 | 1410S | 1410SJS | 1410SJT |
| 05-16 | 4.0L | All | 1 | Cat4ward® Shorty | 1 5/8" | 5,16 | 1410S | 1410SJS | 1410SJT |
| PATHFINDER | | | | | | | | | |
| 08-12 | 5.6L | Oval Port Only - VWS6DE Code | 1 | Cat4ward® Shorty | 1 5/8" | 3,5,16 | 1400S | 1400SJS | 1400SJT |
| 05-12 | 4.0L | All | 1 | Cat4ward® Shorty | 1 5/8" | 5,16 | 1410S | 1410SJS | 1410SJT |
| TITAN | | | | | | | | | |
| 17-20 | 5.6L | Round Port Only - VWS6VD Code | 1 | Cat4ward® Shorty | 1 3/4" | 3,16 | 1411S | 1411SJS | - |
| 2016 | 5.6L | Round Port Only - VWS6VD Code | 1 | Cat4ward® Shorty | 1 3/4" | 3,5,16 | 1411S | 1411SJS | - |
| 04-15 | 5.6L | Oval Port Only - VWS6DE Code | 1 | Cat4ward® Shorty | 1 5/8" | 3,5,16 | 1400S | 1400SJS | 1400SJT |
| XTERRA | | | | | | | | | |
| 05-15 | 4.0L | All | 1 | Cat4ward® Shorty | 1 5/8" | 5,16 | 1410S | 1410SJS | 1410SJT |
| NISSAN Trucks | | | | | | | | | |
| ARMADA | | | | | | | | | |
| 17-20 | 5.6L | Round Port Only - VWS6VD Code | 1 | Cat4ward® Shorty | 1 3/4" | 3,16 | 1411S | 1411SJS | - |
| 2016 | 5.6L | Round Port Only - VWS6VD Code | 1 | Cat4ward® Shorty | 1 3/4" | 3,5,16 | 1411S | 1411SJS | - |
| 04-15 | 5.6L | Oval Port Only - VWS6DE Code | 1 | Cat4ward® Shorty | 1 5/8" | 3,5,16 | 1400S | 1400SJS | 1400SJT |
| FRONTIER | | | | | | | | | |
| 17-19 | 4.0L | All | 1 | Cat4ward® Shorty | 1 5/8" | 16 | 1410S | 1410SJS | 1410SJT |
| 05-16 | 4.0L | All | 1 | Cat4ward® Shorty | 1 5/8" | 5,16 | 1410S | 1410SJS | 1410SJT |
| PATHFINDER | | | | | | | | | |
| 08-12 | 5.6L | Oval Port Only - VWS6DE Code | 1 | Cat4ward® Shorty | 1 5/8" | 3,5,16 | 1400S | 1400SJS | 1400SJT |
| 05-12 | 4.0L | All | 1 | Cat4ward® Shorty | 1 5/8" | 5,16 | 1410S | 1410SJS | 1410SJT |
| TITAN | | | | | | | | | |
| 17-20 | 5.6L | Round Port Only - VWS6VD Code | 1 | Cat4ward® Shorty | 1 3/4" | 3,16 | 1411S | 1411SJS | - |
| 2016 | 5.6L | Round Port Only - VWS6VD Code | 1 | Cat4ward® Shorty | 1 3/4" | 3,5,16 | 1411S | 1411SJS | - |
| 04-15 | 5.6L | Oval Port Only - VWS6DE Code | 1 | Cat4ward® Shorty | 1 5/8" | 3,5,16 | 1400S | 1400SJS | 1400SJT |
| XTERRA | | | | | | | | | |
| 05-15 | 4.0L | All | 1 | Cat4ward® Shorty | 1 5/8" | 5,16 | 1410S | 1410SJS | 1410SJT |

- 3 Installation requires welding/modification to exhaust system.
- 5 50-State Smog Legal header; C.A.R.B. E.O. # D-57-XX
- 16 Direct replacement for factory manifold, installation hardware kit included.
- 17 Complete header and Y-pipe or down pipe system, installation hardware included.
- 29 Matching mid-pipes available, mid-pipes are not emissions legal.



Truck & SUV Cat4ward® & Shorty Headers

| Year | Engine | Application | Emission Code | Description | Tube Size (in) | Notes | Stainless Steel | Silver Ceramic | Titanium Ceramic |
|-------------------------------|--------|-------------|---------------|------------------|----------------|---------|-------------------------|---------------------------|---------------------------|
| TOYOTA Trucks and SUVs | | | | | | | | | |
| 4RUNNER | | | | | | | | | |
| 18-19 | 4.0L | All | 1 | Cat4ward® Shorty | 1 5/8" | 3,16 | 2035S-3 | 2035S-3JS | 2035S-3JT |
| 13-17 | 4.0L | All | 1 | Cat4ward® Shorty | 1 5/8" | 3,5,16 | 2035S-3 | 2035S-3JS | 2035S-3JT |
| 03-09 | 4.0L | w/o air inj | 1 | Cat4ward® Shorty | 1 1/2" | 3,5,16 | 2035S | 2035SJS | 2035SJT |
| FJ CRUISER | | | | | | | | | |
| 13-14 | 4.0L | All | 1 | Cat4ward® Shorty | 1 5/8" | 3,5,16 | 2035S-3 | 2035S-3JS | 2035S-3JT |
| 07-09 | 4.0L | w/o air inj | 1 | Cat4ward® Shorty | 1 1/2" | 3,5,16 | 2035S | 2035SJS | 2035SJT |
| SEQUOIA | | | | | | | | | |
| 10-12 | 4.6L | All | 1 | Cat4ward® Shorty | 1 5/8" | 5,16 | 2014S | - | - |
| 15-19 | 5.7L | All | 1 | Cat4ward® Shorty | 1 5/8" | 16 | 2012S | 2012SJS | 2012SJT |
| 07-14 | 5.7L | All | 1 | Cat4ward® Shorty | 1 5/8" | 5,16 | 2012S | 2012SJS | 2012SJT |
| 08-09 | 4.7L | All | 1 | Cat4ward® Shorty | 1 1/2" | 5,16 | 2013S | - | - |
| 05-07 | 4.7L | All | 1 | Cat4ward® Shorty | 1 1/2" | 5,16 | 2011S | 2011SJS | 2011SJT |
| 00-04 | 4.7L | All | 1 | Cat4ward® Shorty | 1 1/2" | 5,16 | 2010S | 2010SJS | 2010SJT |
| TACOMA | | | | | | | | | |
| 05-08 | 4.0L | w/o air inj | 1 | Cat4ward® Shorty | 1 1/2" | 3,5,16 | 2035S | 2035SJS | 2035SJT |
| 01-04 | 3.4L | w/o egr | 1 | Cat4ward® System | 1 1/2" | 3,5,17 | 2032S | 2032SJS | 2032SJT |
| 95-00 | 3.4L | w/o egr | 1 | Cat4ward® System | 1 1/2" | 3,5,17 | 2032S-1 | 2032S-1JS | - |
| TUNDRA | | | | | | | | | |
| 17-18 | 4.6L | All | 1 | Cat4ward® Shorty | 1 5/8" | 16 | 2014S | - | - |
| 10-16 | 4.6L | All | 1 | Cat4ward® Shorty | 1 5/8" | 5,16 | 2014S | - | - |
| 17-19 | 5.7L | All | 1 | Cat4ward* Shorty | 1 5/8" | 16 | 2012S | 2012SJS | 2012SJT |
| 07-16 | 5.7L | All | 1 | Cat4ward* Shorty | 1 5/8" | 5,16 | 2012S | 2012SJS | 2012SJT |
| 07-09 | 4.7L | All | 1 | Cat4ward* Shorty | 1 1/2" | 5,16 | 2013S | - | - |
| 05-06 | 4.7L | All | 1 | Cat4ward® Shorty | 1 1/2" | 5,16,55 | 2011S | 2011SJS | 2011SJT |
| 00-04 | 4.7L | All | 1 | Cat4ward® Shorty | 1 1/2" | 5,16,55 | 2010S | 2010SJS | 2010SJT |
| 05-06 | 4.0L | All | 1 | Cat4ward® Shorty | 1 1/2" | 3,5,16 | 2035S | 2035SJS | 2035SJT |

3 Installation requires welding/modification to exhaust system.

5 50-State Smog Legal header; C.A.R.B. E.O. # D-57-XX

16 Direct replacement for factory manifold, installation hardware kit included.

17 Complete header and Y-pipe or down pipe system, installation hardware included.

29 Matching mid-pipes available, mid-pipes are not emissions legal.

55 Matching Y-pipe available.

LONG TUBE HEADERS

CLOSED COURSE COMPETITION HEADERS - 409 SERIES

3

JBA long tube headers are the number one choice for maximum performance gains and high RPM efficiency. These long tube designs are dyno and race proven to deliver the greatest possible increase in horsepower and torque throughout the RPM range. All JBA long tube headers feature large mandrel-bent stainless steel primary tubes, oversized exhaust ports, extra thick 3/8 one piece flanges, and proprietary JBA Firecone® merged collectors for smooth flow. Each system is designed to give the maximum amount of ground clearance possible so lowered cars do not drag the collectors. Each system includes high quality hardware and thorough instructions for a professional no-leak installation. **For closed course competition use only.**

1. 3/8" Thick CNC Laser-Cut Flanges

2. Patented JBA Firecone® Collector

3. O2 Sensor Provisions (for EFI Applications)



5. Oversized Exhaust Ports

4. Large Diameter Mandrel-Bent Steel Tubes

JBA HEADER FEATURES:

- | | | |
|---|---|---|
| 1. 3/8" thick CNC laser-cut flanges | → | Prevents leaks caused by warping |
| 2. Proprietary JBA Firecone® merged collector | → | Increased hp/tq, improved exhaust scavenging |
| 3. O2 sensor provisions | → | Standard on EFI headers for proper connection |
| 4. Large mandrel-bent stainless steel primary tubes | → | Maximum flow and high RPM efficiency |
| 5. Oversized exhaust ports | → | Accommodates ported cylinder heads |

JBA HEADER BENEFIT:

LONG TUBE HEADERS

CLOSED COURSE COMPETITION HEADERS - 304 SERIES

3

JBA is proud to introduce a new bench-mark in header design and quality. JBA's new **304 Series** headers elevate our award winning designs to a new level by taking our most popular and track-proven applications to a state of the art standard using higher corrosion resistant 304 series stainless steel. JBA's new **304 Series** headers feature 100% 304 Series Stainless Steel construction including new 304 flanges, longer smoother 304 merged collectors and strong 304 primary tubing. Most notably significant advancements in the design of our Proprietary **JBA Firecone®** have been made by extending a new longer concave design deep within the collector for the smoothest flow on the market. Available in natural finish or a meticulously hand polished mirror finish. Each system includes high quality hardware and thorough instructions for a professional no-leak installation. **For closed course competition use only.**

1. 3/8" Thick CNC Laser-Cut Flanges

2. Patented JBA Firecone® Collector

3. O2 Sensor Provisions (for EFI Applications)



5. Oversized Exhaust Ports

4. Large Diameter Mandrel-Bent Steel Tubes

JBA HEADER FEATURES:

- | | |
|---|---|
| 1. 3/8" thick CNC laser-cut flanges | → Prevents leaks caused by warping |
| 2. Proprietary JBA Firecone® merged collector | → Increased hp/tq, improved exhaust scavenging |
| 3. O2 sensor provisions | → Standard on EFI headers for proper connection |
| 4. Large mandrel-bent stainless steel primary tubes | → Maximum flow and high RPM efficiency |
| 5. Oversized exhaust ports | → Accommodates ported cylinder heads |

JBA HEADER BENEFIT:



Automotive Long Tube Headers

| Year | Engine | Application | Emission Code | Description | Tube Size (in) | Notes | 409 Series Stainless | 409 Silver Ceramic | 409 Titanium Ceramic | 304 Stainless | 304 Polished Stainless |
|-----------------------|---------------|-----------------|---------------|-----------------|----------------|---------------|-----------------------|-------------------------|-------------------------|---------------|------------------------|
| CHEVROLET Cars | | | | | | | | | | | |
| CAMARO | | | | | | | | | | | |
| 16-19 | 6.2L | All | 3 | Long tube | 1 7/8" | 3,29,57 | 6816S | 6816SJS | 6816SJT | - | - |
| 10-15 | 6.2L | All | 3 | Long tube | 1 3/4" | 3,29,57,60 | 6812S | - | - | - | - |
| 10-15 | 6.2L | All | 3 | Long tube | 1 7/8" | 3,29,57,60 | 6813S | 6813SJS | 6813SJT | - | 36813S |
| CORVETTE | | | | | | | | | | | |
| 14-18 | 6.2L LT1 | ALL | 3 | 4-2-1 Long tube | 1 7/8" | 3,29,57,59,60 | - | - | - | - | 36823S |
| 05-13 | 6.0/6.2L | All | 3 | Long tube | 1 3/4" | 3,57,60 | 6819S | 6819SJS | - | - | - |
| 01-04 | 5.7L | All | 3 | Long tube | 1 3/4" | 3,57,60 | - | 6818SJS | - | - | - |
| 97-00 | 5.7L | All | 3 | Long tube | 1 3/4" | 3,57,60 | 6817S | - | 6817SJT | - | - |
| SS | | | | | | | | | | | |
| 14-17 | 6.2L | All | 3 | Long tube | 1 7/8" | 3,29,57,60 | 6815S | 6815SJS | 6815SJT | - | - |
| CHRYSLER Cars | | | | | | | | | | | |
| 300C | | | | | | | | | | | |
| 05-18 | 5.7/6.1L/6.4L | rwd | 3 | Long tube | 1 7/8" | 3,29,57,60 | 6966S | 6966SJS | 6966SJT | - | - |
| 05-18 | 5.7/6.1L/6.4L | rwd | 3 | Long tube | 1 3/4" | 3,29,57,60 | 6965S | 6965SJS | 6965SJT | - | 36965S |
| DODGE Cars | | | | | | | | | | | |
| CHALLENGER | | | | | | | | | | | |
| 15-19 | 6.2L | HELLCAT / DEMON | 3 | Long tube | 1 7/8" | 3,29,57,60 | 6966S | 6966SJS | 6966SJT | - | - |
| 15-19 | 6.2L | HELLCAT / DEMON | 3 | Long tube | 1 3/4" | 3,29,57,60 | 6965S | 6965SJS | 6965SJT | - | 36965S |
| 08-19 | 5.7/6.1L/6.4L | All | 3 | Long tube | 1 7/8" | 3,29,57,60 | 6966S | 6966SJS | 6966SJT | - | - |
| 08-19 | 5.7/6.1/6.4L | All | 3 | Long tube | 1 3/4" | 3,29,57,60 | 6965S | 6965SJS | 6965SJT | - | 36965S |
| CHARGER | | | | | | | | | | | |
| 15-19 | 6.2L | HELLCAT | 3 | Long tube | 1 7/8" | 3,29,57,60 | 6966S | 6966SJS | 6966SJT | - | - |
| 15-19 | 6.2L | HELLCAT | 3 | Long tube | 1 3/4" | 3,29,57,60 | 6965S | 6965SJS | 6965SJT | - | 36965S |
| 05-19 | 5.7/6.1L/6.4L | rwd | 3 | Long tube | 1 7/8" | 3,29,57,60 | 6966S | 6966SJS | 6966SJT | - | - |
| 05-19 | 5.7/6.1L/6.4L | rwd | 3 | Long tube | 1 3/4" | 3,29,57,60 | 6965S | 6965SJS | 6965SJT | - | 36965S |
| MAGNUM | | | | | | | | | | | |
| 05-10 | 5.7/6.1L/6.4L | All | 3 | Long tube | 1 7/8" | 3,29,57,60 | 6966S | 6966SJS | 6966SJT | - | - |
| 05-10 | 5.7/6.1L/6.4L | All | 3 | Long tube | 1 3/4" | 3,29,57,60 | 6965S | 6965SJS | 6965SJT | - | 36965S |

1 Fits most Z-bars. Vehicles may require Z-Bar modification or new JBA Z-Bar P/N 1650Z for proper fit.

3 Installation requires welding/modification to exhaust system.

14 Available Ignition wire part number W0850 = 11.5" total length. Part number W0807 = 9.5" total length.

29 Matching mid-pipes available, mid-pipes are not emissions legal.

39 Will not fit standard 390 cylinder head. Head flange is designed for 14 bolt 390 GT cylinder head only.

41 Fits most rack and pinion conversions.

42 Fits with power steering when 6656P JBA power steering ram drop down bracket is used.

48 Fits 5 speed transmission w/ aftermarket cross member.

50 Also fits aluminum FE Shelby block.

57 Header equipped with O2 Sensor provisions

59 4-2-1 Header design increases mid-range HP & Torque

60 O2 Sensor extensions included

61 Fits Mustang II style Rack & Pinion front suspension

64 Will fit with Borgeson Power Steering Box Conversion

65 Must use 66 1/2 or later frame brackets (approx. 1" higher than 65 and early 66 style)

66 Will not fit with C6 Transmission

67 Mid-length header design



Automotive Long Tube Headers

| Year | Engine | Application | Emission Code | Description | Tube Size (in) | Notes | 409 Series Stainless | 409 Silver Ceramic | 409 Titanium Ceramic | 304 Stainless | 304 Polished Stainless |
|-------------------------------|------------------|---------------------------------------|---------------|-------------------------|----------------|------------------------|-----------------------|-------------------------|-------------------------|-------------------------|------------------------|
| FORD Cars | | | | | | | | | | | |
| GT | | | | | | | | | | | |
| 05-06 | 5.4L 4V | All | 3 | Long Tube | 1 3/4" | 3,29,57 | 6690S | - | - | - | - |
| COBRA / MACH 1 / GT500 | | | | | | | | | | | |
| 07-14 | 5.4/5.8L 4V | GT500 | 3 | Long tube | 1 7/8" | 3,29,57 | | | | 36696SN | - |
| 07-14 | 5.4/5.8L 4V | GT500 | 3 | Long tube | 1 3/4" | 3,29,57 | 6695S | 6695SJS | 6695SJT | - | - |
| 99-04 | 4.6L 4V | Cobra/ Mach 1 | 3 | Long tube | 1 5/8" | 3,29,57 | 6635S | - | - | - | - |
| MUSTANG | | | | | | | | | | | |
| 15-19 | 5.0L | All | 3 | Long tube | 1 7/8" | 3,29,57 | 6689S | 6689SJS | - | - | 36689S |
| 11-14 | 5.0L | All | 3 | Long tube | 1 7/8" | 3,29,57 | 6685S | 6685SJS | 6685SJT | - | - |
| 05-10 | 4.6L 3V | GT | 3 | Long tube 2.5 collector | 1 5/8" | 3,29,57,60 | 6675S | 6675SJS | 6675SJT | 36675SN | - |
| 05-10 | 4.6L 3V | GT | 3 | Long tube 3 collector | 1 5/8" | 3,29,57,60 | 6673S | 6673SJS | 6673SJT | - | - |
| 96-04 | 4.6L 2V | GT | 3 | Long tube | 1 5/8" | 3,29,57 | 6632S | - | 6632SJT | - | 36632S |
| 67-70 | 390GT/427/428/CJ | w/ C6/4 spd trans. | 2 | Long tube Tri-Y | 1 3/4" | 3,29,41,42 | 6655S | 6655SJS | 6655SJT | - | - |
| 65-73 | 289/302 | w/ 4spd/C4/C6/AOD trans | 2 | Long tube | 1 3/4" | 1,3,29,42 | 6610S | 6610SJS | - | - | - |
| 65-73 | 289/302 | w/ 5spd/T5/T56 trans. | 2 | Long tube | 1 3/4" | 1,3,29,42 | 6611S | 6611SJS | - | 36611SN | - |
| 65-73 | 351W | w/ 4spd/C4/C6/AOD trans | 2 | Long tube | 1 3/4" | 1,3,42,64 | 6616S | 6616SJS | 6616SJT | - | - |
| 65-73 | 289-351W | w/ Mustang II Susp. | 2 | Long tube | 1 3/4" | 3,58,61,73,74 | 6612S | 6612SJS | 6612SJT | - | - |
| 71-73 | 351W | w/ Borgeson PS / No C6 / No AOD Trans | 2 | Long tube | 1 5/8" | 3,23,29,42,48,64,65,66 | 6613S | 6613SJS | - | - | - |
| 65-73 | 289/302 | w/ Borgeson PS / No C6 / No AOD Trans | 2 | Long tube | 1 5/8" | 3,23,29,42,48,64,65,66 | 6613S | 6613SJS | - | - | - |
| 65-70 | 289/302 | w/ C4 or 4 spd trans. | 2 | Long tube Tri-Y | 1 1/2" | 3,29 | 6651S | 6651SJS | 6651SJT | - | - |
| 65-70 | 289/302 | Detroit Speed Alumina Frame | 2 | 304SS Mid-length | 1 5/8" | 67, 71 | - | - | - | - | 31658S |
| PONTIAC Cars | | | | | | | | | | | |
| GTO | | | | | | | | | | | |
| 04-06 | 5.7L/6.0L | All | 3 | Long tube | 1 3/4" | 3,29,57,60 | 6809S | 6809SJS | 6809SJT | - | - |





Truck & SUV Long Tube Headers

| Year | Engine | Application | Emission Code | Description | Tube Size (in) | Notes | 409 Series Stainless | 409 Silver Ceramic | 409 Titanium Ceramic | 304 Stainless | 304 Polished Stainless |
|--|---------------|------------------------------|---------------|-------------|----------------|-------------|-----------------------|-------------------------|-------------------------|---------------|------------------------|
| CADILLAC Trucks and SUVs | | | | | | | | | | | |
| ESCALADE / ESV / EXT | | | | | | | | | | | |
| 15-18 | 5.3/6.2L DFI | All | 3 | Long tube | 1 7/8" | 3,14,29,57 | 6853S | 6853SJS | 6853SJT | | |
| 07-14 | 5.3/6.2L SFI | All | 3 | Long tube | 1 7/8" | 3,14,29,57 | 6852S | 6852SJS | 6852SJT | - | - |
| 07-14 | 6.0/6.2L | 2wd | 3 | Long tube | 1 5/8" | 3,14,57 | 6851S | 6851SJS | 6851SJT | - | - |
| 00-06 | 5.3/6.0L | 2wd | 3 | Long tube | 1 3/4" | 3,14,29,57 | 6850S | 6850SJS | - | - | - |
| CHEVROLET & GMC Trucks and SUVs | | | | | | | | | | | |
| AVALANCHE | | | | | | | | | | | |
| 02-13 | 5.3/6.0L | All | 3 | Long tube | 1 7/8" | 3,14, 29,57 | 6852S | 6852SJS | 6852SJT | - | - |
| 07-13 | 5.3/6.0L | 2wd | 3 | Long tube | 1 5/8" | 3,14,57 | 6851S | 6851SJS | 6851SJT | - | - |
| 02-06 | 5.3L | 2wd | 3 | Long tube | 1 3/4" | 3,14,29,57 | 6850S | 6850SJS | - | - | - |
| C/K SERIES PICK UP | | | | | | | | | | | |
| 92-00 | 7.4L | Crew Cab w/ single O2 sensor | 3 | Long tube | 1 3/4" | 3 | 6822S | 6822SJS | 6822SJT | - | - |
| 92-00 | 5.0L/5.7L | Crew Cab w/ single O2 sensor | 3 | Long tube | 1 5/8" | 3 | 6830S | 6830SJS | 6830SJT | - | - |
| 88-98 | 7.4L | Std & Ext Cab | 3 | Long tube | 1 3/4" | 3 | 6822S | 6822SJS | 6822SJT | - | - |
| 88-98 | 5.0L/5.7L | Std & Ext Cab | 3 | Long tube | 1 5/8" | 3 | 6830S | 6830SJS | 6830SJT | - | - |
| SILVERADO / SIERRA | | | | | | | | | | | |
| 14-19 | 5.3/6.2L DFI | All | 3 | Long tube | 1 7/8" | 3,14, 29,57 | 6853S | 6853SJS | 6853SJT | - | - |
| 07-13 | 4.8L-6.2L | 2/4wd | 3 | Long tube | 1 7/8" | 3,14, 29,57 | 6852S | 6852SJS | 6852SJT | - | - |
| 07-18 | 6.0L SFI | 2500 2wd | 3 | Long tube | 1 7/8" | 3,14, 29,57 | 6852S | 6852SJS | 6852SJT | - | - |
| 19 | 6.2L SFI | 2500 2wd | 3 | Long tube | 1 7/8" | 3,14, 29,57 | 6852S | 6852SJS | 6852SJT | - | - |
| 07-13 | 4.8L-6.2L | 2wd | 3 | Long tube | 1 5/8" | 3,14,57 | 6851S | 6851SJS | 6851SJT | - | - |
| 99-06 | 4.8L-6.0L | 2wd | 3 | Long tube | 1 3/4" | 3,14,29,57 | 6850S | 6850SJS | - | - | - |
| SUBURBAN / TAHOE / YUKON / BLAZER / JIMMY | | | | | | | | | | | |
| 14-20 | 5.3/6.2L DFI | All | 3 | Long tube | 1 7/8" | 3,14, 29,57 | 6853S | 6853SJS | 6853SJT | - | - |
| 07-16 | 6.0L/6.2L SFI | 1500, 2/4wd No Suburb | 3 | Long tube | 1 7/8" | 3,14, 29,57 | 6852S | 6852SJS | 6852SJT | - | - |
| 07-14 | 4.8L-5.3L SFI | 1500, 2/4wd | 3 | Long tube | 1 7/8" | 3,14, 29,57 | 6852S | 6852SJS | 6852SJT | - | - |
| 07-13 | 4.8L-6.2L | 2wd | 3 | Long tube | 1 5/8" | 3,14,57 | 6851S | 6851SJS | 6851SJT | - | - |
| 00-06 | 5.3L-6.0L | 2wd | 3 | Long tube | 1 3/4" | 3,14,29,57 | 6850S | 6850SJS | - | - | - |
| 92-99 | 7.4L | All | 3 | Long tube | 1 3/4" | 3 | 6822S | 6822SJS | 6822SJT | - | - |
| 92-99 | 5.0L/5.7L | All | 3 | Long tube | 1 5/8" | 3 | 6830S | 6830SJS | 6830SJT | - | - |
| DODGE Trucks | | | | | | | | | | | |
| RAM | | | | | | | | | | | |
| 06-19 | 5.7L | 1500 2wd/4wd with IFS | 3 | Long tube | 1 7/8" | 3,29,57,60 | 6961S | 6961SJS | 6961SJT | - | - |
| 06-19 | 5.7L | 1500 2wd/4wd with IFS | 3 | Long tube | 1 3/4" | 3,29,57,60 | 6962S | 6962SJS | 6962SJT | - | - |
| JEEP Trucks & SUV's | | | | | | | | | | | |
| SRT-8 | | | | | | | | | | | |
| 05-11 | 6.1/6.4L | All | 3 | Long tube | 1 7/8" | 3,29,57,60 | 6967S | 6967SJS | - | - | 36967S |
| WRANGLER | | | | | | | | | | | |
| 07-11 | 3.8L | All | 3 | Long tube | 1 5/8" | 3,29,57 | 6528S | 6528SJS | 6528SJT | - | - |

3 Installation requires welding/modification to exhaust system.
 14 Available Ignition wire part number W0850 = 11.5" total length. Part number W0807 = 9.5" total length.
 29 Matching mid-pipes available, mid-pipes are not emissions legal.

57 Header equipped with O2 Sensor provisions
 60 O2 Sensor extensions included



Truck & SUV Long Tube Headers


| Year | Engine | Application | Emission Code | Description | Tube Size (in) | Notes | 409 Series Stainless | 409 Silver Ceramic | 409 Titanium Ceramic | 304 Stainless | 304 Polished Stainless |
|------------------------------------|---------|-------------------------------|---------------|-------------|----------------|---------|-------------------------|---------------------------|---------------------------|---------------|--------------------------|
| FORD Trucks | | | | | | | | | | | |
| BRONCO | | | | | | | | | | | |
| 66-77 | 260-302 | 4wd | 2 | Long tube | 1 5/8" | 3,23,70 | 6618S | 6618SJS | - | - | - |
| F-150 | | | | | | | | | | | |
| 11-14 | 5.0L | All | 3 | Long tube | 1 7/8" | 29,57 | 6615S | 6615SJS | - | - | - |
| 05-10 | 5.4L | All | 3 | Long tube | 1 3/4" | 3,29,57 | 6676S | 6676SJS | - | - | - |
| 80-96 | 5.0L | All | 3 | Long tube | 1 5/8" | 3,57 | 6614S | 6614SJS | - | - | - |
| 80-96 | 5.8L | All | 3 | Long tube | 1 5/8" | 3,57 | 6617S | 6617SJS | 6617SJT | - | - |
| NISSAN Trucks | | | | | | | | | | | |
| TITAN / ARMADA | | | | | | | | | | | |
| 16-20 | 5.6L | Round Port Only - VK56VD Code | 3 | Long tube | 1 3/4" | 3,29,57 | 6411S | 6411SJS | 6411SJT | - | - |
| 08-15 | 5.6L | Oval Port Only - K56DE Code | 3 | Long tube | 1 3/4" | 3,29,57 | 6412S | 6412SJS | - | - | - |
| 08-15 | 5.6L | Oval Port Only - K56DE Code | 3 | Long tube | 1 5/8" | 3,29,57 | 6400S | 6400SJS | 6400SJT | - | - |
| PATHFINDER | | | | | | | | | | | |
| 08-12 | 5.6L | Oval Port Only - K56DE Code | 3 | Long tube | 1 5/8" | 3,29,57 | 6400S | 6400SJS | 6400SJT | - | - |
| 08-12 | 5.6L | Oval Port Only - K56DE Code | 3 | Long tube | 1 3/4" | 3,29,57 | 6412S | 6412SJS | - | - | - |
| INFINITI Trucks & SUV's | | | | | | | | | | | |
| QX56 | | | | | | | | | | | |
| 11-13 | 5.6L | Round Port Only - VK56VD Code | 3 | Long tube | 1 3/4" | 3,57 | 6411S | 6411SJS | 6411SJT | - | - |
| 08-10 | 5.6L | Oval Port Only - K56DE Code | 3 | Long tube | 1 3/4" | 3,29,57 | 6412S | 6412SJS | - | - | - |
| 08-10 | 5.6L | Oval Port Only - K56DE Code | 3 | Long tube | 1 5/8" | 3,57 | 6400S | 6400SJS | 6400SJT | - | - |
| QX80 | | | | | | | | | | | |
| 14-20 | 5.6L | Round Port Only - VK56VD Code | 3 | Long tube | 1 3/4" | 3,57 | 6411S | 6411SJS | 6411SJT | - | - |
| TOYOTA Trucks | | | | | | | | | | | |
| 4RUNNER | | | | | | | | | | | |
| 10-12 | 4.0L | w/o air inj | 3 | Long tube | 1 5/8" | 3,57 | 6035S-1 | 6035S-1JS | 6035S-1JT | - | 36035S-1 |
| 03-09 | 4.0L | w/o air inj | 3 | Long tube | 1 5/8" | 3,57 | 6035S | 6035SJS | 6035SJT | - | - |
| FJ CRUISER | | | | | | | | | | | |
| 10-12 | 4.0L | w/o air inj | 3 | Long tube | 1 5/8" | 3,57 | 6035S-1 | 6035S-1JS | 6035S-1JT | - | - |
| 07-09 | 4.0L | w/o air inj | 3 | Long tube | 1 5/8" | 3,57 | 6035S | 6035SJS | 6035SJT | - | - |
| TACOMA | | | | | | | | | | | |
| 12-15 | 4.0L | w/ air inj | 3 | Long tube | 1 5/8" | 3,57 | 6035S-2 | 6035S-2JS | 6035S-2JT | - | 36035S-2 |
| 09-11 | 4.0L | w/o air inj | 3 | Long tube | 1 5/8" | 3,57 | 6035S-1 | 6035S-1JS | 6035S-1JT | - | - |
| 05-08 | 4.0L | w/o air inj | 3 | Long tube | 1 5/8" | 3,57 | 6035S | 6035SJS | 6035SJT | - | - |
| TUNDRA | | | | | | | | | | | |
| 11-14 | 4.0L | w/ air inj | 3 | Long tube | 1 5/8" | 3,57 | 6035S-2 | 6035S-2JS | 6035S-2JT | - | 36035S-2 |
| 07-19 | 5.7L | All | 3 | Long tube | 1 3/4" | 3,29,57 | 6412S | 6412SJS | 6012SJT | - | - |
| 07-10 | 4.0L | w/o air inj | 3 | Long tube | 1 5/8" | 3,57 | 6035S-1 | 6035S-1JS | 6035S-1JT | - | - |
| 05-06 | 4.0L | w/o air inj | 3 | Long tube | 1 5/8" | 3,57 | 6035S | 6035SJS | 6035SJT | - | - |
| 00-06 | 4.7L | w/o air inj | 3 | Long tube | 1 5/8" | 3,57 | 6010S | 6010SJS | 6010SJT | - | - |

MID-PIPES

CLOSED COURSE COMPETITION MID-PIPES - 409 SERIES



JBA mid-pipes are the perfect compliment to your JBA Headers or JBA Exhaust system. These systems open up the flow on exhaust systems for a dramatic increase in performance and improved sound. They are available for many popular applications as a stand alone upgrade or an addition to existing JBA product. Each system is application specific and optimized for your vehicle to get a perfect fit every time. They feature smooth flowing mandrel-bent tubing, heavy duty flanges, factory style hangers and provisions for factory emissions equipment for a simple installation. **For closed course competition use only.**



JBA MID-PIPE FEATURES:

- 1. Large diameter mandrel-bent tubing
- 2. Factory style hangers
- 3. Heavy duty flanges
- 4. O₂ sensor provisions

JBA MID-PIPE BENEFIT:

- Increased hp/tq and improved throttle response
- Easy installation
- Durable connection with exhaust system
- Standard on EFI headers for proper connection

MID-PIPES

CLOSED COURSE COMPETITION MID-PIPES - 304 SERIES


3

To compliment JBA's new **304 Series** headers JBA has closed all the loop holes and added a higher corrosion resistant 304 series stainless steel mid-pipe for each application. JBA's new **304 Series** mid-pipes feature 100% 304 Series Stainless Steel construction. These systems open up the flow on exhaust systems for a dramatic increase in performance and improved sound. Each **304 Series** JBA mid-pipe is meticulously hand polished to a mirror finish before packaging and will retain that "Custom" look. Each system includes high quality hardware and thorough instructions for a professional no-leak installation. **For closed course competition use only.**

1. Large Diameter Mandrel-Bent Tubing

2. Factory Style Hangers

3. Heavy Duty Flanges



4. O₂ Sensor Provisions

JBA MID-PIPE FEATURES:

1. Large diameter mandrel-bent tubing
2. Factory style hangers
3. Heavy duty flanges
4. O₂ sensor provisions

JBA MID-PIPE BENEFIT:

- Increased hp/tq and improved throttle response
- Easy installation
- Durable connection with exhaust system
- Standard on EFI headers for proper connection



Automotive Mid-Pipes

| Year | Engine | Application | Emission Codes | Description | Tube Size | Notes | 409 Part No. Non-Catted | 409 Part No. Catted | 304 Part No. Non-Catted | 304 Part No. Catted |
|--------------------------------------|----------|--|----------------|-------------|-----------|-------|-------------------------|-------------------------|-------------------------|--------------------------|
| CHEVROLET Cars | | | | | | | | | | |
| Camaro | | | | | | | | | | |
| 16-18 | 6.2L | SS w/ JBA PN 6816S (3" to 2.5") | 3 | Mid Pipes | 3" | 56 | 6816SD | - | - | - |
| 10-15 | 6.2L | SS w/ JBA PN 6812S/6813S/36813S (3" to 2.5") | 3 | Mid Pipes | 3" | 56 | 6812SD | 6812SDC | - | - |
| 10-15 | 6.2L | SS w/ JBA PN 6812S/6813S/36813S (3" to 3") | 3 | Mid Pipes | 3" | 56 | 6813SD | - | - | - |
| Corvette | | | | | | | | | | |
| 14-18 | 6.2L LT1 | For use with JBA PN 36823S | 3 | X-Pipe | 3" | 56 | - | - | 36823SX | 36823SXC |
| 06-13 | 7.0L LS7 | For use with JBA PN 6820SJS | 3 | X-Pipe | 3" | 56 | 6820SX | - | - | - |
| 06-13 | 7.0L LS7 | For use with JBA PN 6821SJT/36821S | 3 | X-Pipe | 3" | 56 | - | 6821SXC | - | 36821SXC |
| SS | | | | | | | | | | |
| 14-17 | 6.2L | For use with JBA PN 6815S | 3 | Mid Pipes | 2 1/2" | 56 | 6815SD | - | - | - |
| CHRYSLER Cars | | | | | | | | | | |
| 300C | | | | | | | | | | |
| 05-14 | 6.1/6.4L | For use w/ 6965S/36965S/6966S/36966SN | 3 | Mid Pipes | 3" | 56 | 6965SY | - | 36965SY | - |
| 05-14 | 5.7L | For use w/ 6965S/36965S/6966S/36966SN | 3 | Mid Pipes | 3" | 56 | 6966SY | - | - | - |
| DODGE Cars | | | | | | | | | | |
| MAGNUM / CHARGER / CHALLENGER | | | | | | | | | | |
| 15-18 | 6.2/6.4L | For use w/ 6965S/36965S/6966S/36966SN | 3 | Mid Pipes | 3" | 56 | 6968SD | - | - | - |
| 05-18 | 6.1/6.4L | For use w/ 6965S/36965S/6966S/36966SN | 3 | Mid Pipes | 3" | 56 | 6965SY | - | 36965SY | - |
| 05-18 | 5.7L | For use w/ 6965S/36965S/6966S/36966SN | 3 | Mid Pipes | 3" | 56 | 6966SY | - | - | - |
| FORD Cars | | | | | | | | | | |
| COBRA / MACH 1 / GT500 | | | | | | | | | | |
| 11-14 | 5.4/5.8L | For use w/ factory manifolds/1695S (2 3/4" Exhaust) | 3 | H-Pipe | 3" | 21 | 1798SH | - | - | - |
| 11-14 | 5.4/5.8L | For use w/ factory manifolds/1695S (2 3/4" Exhaust) | 3 | X-pipe | 3" | 21 | - | 1798SXC | - | - |
| 11-14 | 5.4/5.8L | For use w/ 6695S (3" - 2 3/4" Exhaust) | 3 | X-pipe | 3" | 56 | 6698SX | 6698SXC | - | 36698SXC |
| 07-10 | 5.4L | For use w/ 6695S (3" - 2 1/2" Exhaust) | 3 | X-pipe | 3" | 56 | 6695SX | - | - | 36695SXC |
| 07-10 | 5.4L | For use w/ 6695S (3" - 3" Exhaust) | 3 | X-pipe | 3" | 56 | 6696SX | 6696SXC | - | - |
| 07-10 | 5.4L | For use w/ factory manifolds/1695S (3" - 3" Exhaust) | 3 | X-pipe | 3" | 21 | - | 1796SXC | - | - |
| 96-04 | 4.6L 4V | For use w/ 6635S headers | 3 | H-Pipe | 2 1/2" | 56 | 6632SH | - | - | - |
| 96-04 | 4.6L 4V | For use w/ 1625S-7JT headers or stock manifolds | 3 | H-Pipe | 2 1/2" | 21 | - | - | - | - |



Automotive Mid-Pipes

| Year | Engine | Application | Emission Codes | Description | Tube Size | Notes | 409 Part No. Non-Catted | 409 Part No. Catted | 304 Part No. Non-Catted | 304 Part No. Catted |
|--------------------------|----------------------|--|----------------|-------------|-----------|-------|-------------------------|-------------------------|-------------------------|--------------------------|
| FORD Cars (cont.) | | | | | | | | | | |
| MUSTANG | | | | | | | | | | |
| 15-19 | 5.0L | For use w/ 6689S/36689S headers & factory exhaust or 40-2645 | 3 | Mid Pipes | 2 1/2" | 56 | 6689SD | - | - | 36689SDC |
| 14-19 | 2.3L Eco Boost | For use w/ 6689S/36689S headers & factory exhaust or 40-2645 | 1 | Mid Pipes | 3" | 56 | 1748SD | - | 31748SD | - |
| 11-14 | 5.0L | For use w/ 6685S headers & factory 2.75" exhaust | 3 | H-Pipe | 3" | 56 | 6685SH | - | - | - |
| 11-14 | 5.0L | For use w/ 6685S headers & factory 2.75" exhaust | 3 | X-pipe | 3" | 56 | 6685SX | - | - | - |
| 11-14 | 5.0L | For use w/ JBA 6685S headers & 40-2643 | 3 | X-pipe | 3" | 56 | 6686SX | 6686SXC | - | - |
| 05-10 | 4.6L 3V | For use w/ 6673S headers & 40-2640 | 3 | H-Pipe | 3" | 56 | 6673SH | - | - | - |
| 05-10 | 4.6L 3V | For use w/ 6675S/36675S headers | 3 | H-Pipe | 2 1/2" | 56 | 6675SH | - | - | - |
| 99-04 | 4.6L 2V | For use w/ 6632S/36632S headers | 3 | H-Pipe | 2 1/2" | 56 | 6632SH | - | - | - |
| 65-73 | 289/302 | For use w/ 1650S/1650S-2 headers | 2 | H-Pipe | 2 1/2" | 56 | 1650SH | - | - | - |
| 65-73 | 289/302 | For use w/ 1650S/1650S-2 headers | 2 | X-pipe | 2 1/2" | 56 | 1650SX | - | - | - |
| 65-70 | 289/302 | For use w/ 1650S/1650S-2 headers w/ T-5 trans. | 2 | H-Pipe | 2 1/2" | 56 | 1651SH | - | - | - |
| 65-73 | 289/302 | For use w/ 1650S/1650S-2 headers and AOD trans. | 2 | H-Pipe | 2 1/2" | 56 | 1652SH | - | - | - |
| 65-73 | 351W | For use w/ 1653S headers | 2 | H-Pipe | 2 1/2" | 56 | 1653SH | - | - | - |
| 65-73 | 351W | For use w/ 1655S | 2 | H-Pipe | 2 1/2" | 56 | 1655SH | - | - | - |
| 65-73 | 351W | For use w/ 1655S headers, w/ T56 trans. | 2 | H-Pipe | 2 1/2" | 56 | 1656SH | - | - | - |
| 65-73 | 351W | For use w/ 1653S headers, w/ AOD trans. | 2 | H-Pipe | 2 1/2" | 56 | 1657SH | - | - | - |
| 65-73 | 289/302 | For use w/ 6610S headers | 2 | H-Pipe | 2 1/2" | 56 | 6610SH | - | - | - |
| 65-73 | 289/302 | For use w/ 6611S/36611S headers | 2 | H-Pipe | 2 1/2" | 56 | 6611SH | - | 36611SH | - |
| 65-70 | 289/302 | For use w/ 6613S headers 4sp/Auto | 2 | H-Pipe | 2 1/2" | 56 | 6613SH | - | - | - |
| 65-70 | 289/302 | For use w/ 6651S headers 4sp/Auto | 2 | H-Pipe | 2 1/2" | 56 | 6651SH | - | - | - |
| 65-70 | 289/302 | For use w/ 6651S headers 4sp/Auto | 2 | X-Pipe | 2 1/2" | 56 | 6651SX | - | - | - |
| 67-70 | 390/427/428/CJ | For use w/ 6654S headers w/ T-5 trans. | 2 | H-Pipe | 2 1/2" | 56 | 6654SH | - | - | - |
| 67-70 | 390/390GT/427/428/CJ | For use w/ 6655S or 6656S headers w/ 4sp/Auto | 2 | H-Pipe | 2 1/2" | 56 | 6655SH | - | - | - |
| PONTIAC Cars | | | | | | | | | | |
| GTO | | | | | | | | | | |
| 05-06 | 6.0L LS2 | For use w/ 6809S | 3 | Mid pipes | 2 1/2" | 56 | 6810SD | 6810SDC | - | - |
| 2004 | 5.7L LS1 | For use w/ 6809S | 3 | Mid pipes | 2 1/2" | 56 | 6809SD | - | - | - |

5 50-State Smog Legal header; C.A.R.B. E.O. # D-57-XX
 21 Direct replacement. For use with JBA headers or stock manifolds.
 56 For use with JBA headers only.



Truck & SUV Mid-Pipes

| Year | Engine | Application | Emission Codes | Description | Tube Size | Notes | 409 Part No. | 304 Part No. |
|--|---------------|--|----------------|-------------|-----------|-------|--------------------------|--------------|
| CADILLAC Trucks and SUVs | | | | | | | | |
| ESCALADE / ESV / EXT | | | | | | | | |
| 15-18 | 5.3/6.2L DFI | For use w/ 6853S headers | 3 | Y-Pipe | 3" | 56 | 6853SY | - |
| 99-06 | 4.8-6.0L | 2wd Only For use with 6850S headers | 3 | Y-Pipe | 3" | 56 | 6850SY | - |
| 07-14 | 5.3L-6.2L SFI | For use w/ 6852S headers | 3 | Y-Pipe | 3" | 56 | 6852SY | - |
| CHEVROLET & GMC Trucks and SUVs | | | | | | | | |
| AVALANCHE | | | | | | | | |
| 01-06 | 8.1L | For use w/ 1860S/1861S headers. w/ Allison trans. | 4 | Mid-Pipe | 3" | 5,56 | 1860SY | - |
| 01-06 | 8.1L | For use w/ 1860S/1861S headers w/ 4L80-E trans. | 4 | Mid-Pipe | 3" | 5,56 | 1860SY-1 | - |
| 99-06 | 4.8-6.0L | 2wd Only For use with 6850S headers | 3 | Y-Pipe | 3" | 56 | 6850SY | - |
| C/K SERIES PICK UP | | | | | | | | |
| 96-00 | 7.4L | For use w/ 1822S / 1823S headers | 4 | Mid-Pipe | 3" | 5,56 | 1822SY | - |
| 92-95 | 7.4L | For use w/ 1822S-1 | 4 | Y-Pipe | 2.5" | 5,56 | 1821SY | - |
| 88-91 | 7.4L | 4545S only. For use w/ 1822S-2 or 1822S-3 headers | 4 | Y-Pipe | 3" | 5,56 | 1820SY | - |
| 88-93 | 4.3/5.0/5.7L | For use w/ 1830S/1831S headers | 4 | Y-Pipe | 3" | 5,56 | 2831SY | - |
| SILVERADO / SIERRA | | | | | | | | |
| 14-18 | 5.3/6.2L DFI | For use w/ 6853S headers | 3 | Y-Pipe | 3" | 56 | 6853SY | - |
| 01-06 | 8.1L | For use w/ 1860S / 1861S headers w/ Allison trans. | 4 | Mid-Pipe | 3" | 5,56 | 1860SY | - |
| 07-13 | 4.8-6.3L SFIL | 1500 2/4wd For use w/ 6852S headers | 3 | Y-Pipe | 3" | 56 | 6852SY | - |
| 07-18 | 6.0L SFI | 2500 2wd For use w/ 6852S headers | 3 | Y-Pipe | 3" | 56 | 6852SY | - |
| 19 | 6.2L SFI | 2500 2wd For use w/ 6852S headers | 3 | Y-Pipe | 3" | 56 | 6852SY | - |
| 01-06 | 8.1L | For use w/ 1860S / 1861S headers w/ 4L80-E trans. | 4 | Mid-Pipe | 3" | 5,56 | 1860SY-1 | - |
| 99-06 | 4.8-6.0L | 2wd Only For use with 6850S headers | 3 | Y-Pipe | 3" | 56 | 6850SY | - |
| SUBURBAN | | | | | | | | |
| 15-18 | 5.3/6.2L DFI | For use w/ 6853S headers | 3 | Y-Pipe | 3" | 56 | 6853SY | - |
| 07-14 | 4.8/5.3L SFI | 1500 2/4wd For use w/ 6852S headers | 3 | Y-Pipe | 3" | 56 | 6852SY | - |
| 02-06 | 8.1L | For use w/ 1860S / 1861S headers w/ Allison trans. | 4 | Mid-Pipe | 3" | 5,56 | 1860SY | - |
| 02-06 | 8.1L | For use w/ 1860S / 1861S headers w/ 4L80-E trans. | 4 | Y-Pipe | 3" | 5,56 | 1860SY-1 | - |
| 99-06 | 4.8-6.0L | 2wd Only For use with 6850S headers | 3 | Y-Pipe | 3" | 56 | 6850SY | - |
| 96-00 | 7.4L | For use w/ 1822S / 1823S headers | 4 | Mid-Pipe | 3" | 5,56 | 1822SY | - |
| 92-95 | 7.4L | For use w/ 1822S-1 headers | 4 | Y-Pipe | 2 1/2" | 5,56 | 1821SY | - |
| TAHOE / YUKON | | | | | | | | |
| 15-18 | 5.3/6.2L DFI | For use w/ 6853S headers | 3 | Y-Pipe | 3" | 56 | 6853SY | - |
| 07-14 | 4.8/5.3L SFI | 1500 2/4wd For use w/ 6852S headers | 3 | Y-Pipe | 3" | 56 | 6852SY | - |
| 07-14 | 6.0/6.2L SFI | 1500 2/4wd For use w/ 6852S headers | 3 | Y-Pipe | 3" | 56 | 6852SY | - |
| 99-06 | 4.8-6.0L | 2wd Only For use with 6850S headers | 3 | Y-Pipe | 3" | 56 | 6850SY | - |



Truck & SUV Mid-Pipes

| Year | Engine | Application | Emission Codes | Description | Tube Size | Notes | 409 Part No. | 304 Part No. |
|-------------------------------|--------------|---|----------------|-------------|-----------|-------|--------------------------|---------------------------|
| DODGE Trucks and SUVs | | | | | | | | |
| DAKOTA | | | | | | | | |
| 96-99 | 5.9L | R/T Only. For use w/ 1945S-1 or stock manifolds | 3 | Mid-Pipe | 2" | 21 | 2946SY | - |
| 96-99 | 3.9/5.2/5.9L | Auto Only. For use w/ 1945S-1 or stock manifolds | 3 | Y-Pipe | 2" | 21 | 2945SY | - |
| DURANGO | | | | | | | | |
| 96-99 | 3.9/5.2/5.9L | Auto Only. For use w/ 1945S-1 or stock manifolds | 3 | Y-Pipe | 2" | 21 | 2945SY | - |
| RAM | | | | | | | | |
| 09-17 | 5.7L | 2wd/4wd 1500 Auto Only. For use w/ JBA 6961S or 6962S | 3 | Y-Pipe | 3" | 56 | 6963SY | - |
| 06-08 | 5.7L | 2wd/4wd 1500 Auto Only. For use w/ JBA 6961S or 6962S | 3 | Y-Pipe | 3" | 56 | 6961SY | 36961SY |
| 04-05 | 5.7L | 2wd/4wd Auto Only. For use w/ JBA or stock manifolds | 4 | Y-Pipe | 2 1/2" | 5,56 | 2964SY | - |
| FORD Trucks and SUVs | | | | | | | | |
| F-150 | | | | | | | | |
| 11-14 | 5.0L | For use w/ 6615S | 3 | Y-Pipe | 3" | 56 | 6615SY | - |
| 05-10 | 5.4L | For use w/ 6676S | 3 | Y-Pipe | 3" | 56 | 6676SY | - |
| JEEP Trucks and SUVs | | | | | | | | |
| WRANGLER | | | | | | | | |
| 07-11 | 4.0L | For use w/ 6528S headers | 3 | Y-Pipe | 2 1/2" | 21 | 6528SY | - |
| 91-95 | 4.0L | For use w/ 1526S headers or stock manifolds | 3 | Mid-Pipe | 2 1/4" | 21 | 1526SY | - |
| SRT-8 | | | | | | | | |
| 06-11 | 6.4L | SRT-8 Jeep. For use w/ 36967S | 3 | Mid-Pipe | 3" | 56 | - | 36967SD |
| NISSAN Trucks and SUVs | | | | | | | | |
| TITAN | | | | | | | | |
| 16-18 | 5.6L | For use w/ 6411S | 3 | Mid-Pipe | 2 1/2" | 56 | 6411SD | - |
| 04-15 | 5.6L | For use w/ 6412S | 3 | Mid-Pipe | 3" | 56 | 6412SD | - |
| TOYOTA Trucks and SUVs | | | | | | | | |
| TUNDRA | | | | | | | | |
| 10-18 | 5.7L | For use w/ 6012S or 36012S | 3 | Mid-Pipe | 2 1/2" | 56 | 6012SD-1 | 36012SD-1 |
| 07-09 | 5.7L | For use w/ 6012S or 36012S | 3 | Mid-Pipe | 2 1/2" | 56 | 6012SD | - |
| 05-06 | 4.7L | For use w/ 2011S headers or stock manifolds | 4 | Y-Pipe | 2 1/2" | 5 | 2011SY | - |
| 03-04 | 4.7L | For use w/ 2010S headers or stock manifolds | 4 | Y-Pipe | 2 1/2" | 5 | 2010SY-1 | - |
| 00-02 | 4.7L | For use w/ 2010S headers or stock manifolds | 4 | Y-Pipe | 2 1/2" | 5 | 2010SY | - |


5 50-State Smog Legal header; C.A.R.B. E.O. # D-57-XX
 21 Direct replacement. For use with JBA headers or stock manifolds.
 56 For use with JBA headers only.

EXHAUST SYSTEMS

THE BEST POWER, SOUND & QUALITY

4

When it comes to performance exhaust systems, most people are looking for three things: Power, sound, and quality. JBA Exhaust Systems deliver the best of all three, giving it both great looks and performance. One of the first performance upgrades typically made to a vehicle is the addition of a performance exhaust system. While there is a high demand for performance sound, the capacity for power in a JBA exhaust system gives JBA the extra edge. Each system is tuned to provide the best possible exhaust tone without being overwhelming from within the vehicle. By replacing the restrictive factory exhaust system with free flowing mandrel-bent stainless tubing and quality performance mufflers, JBA has developed the power, sound, and efficiency desired in a vehicle. Each kit is finished with a polished chrome plated stainless steel tip that resists discoloring, along with high quality hardware and thorough instructions for a simple bolt-on installation.



1. Large Diameter Mandrel-Bent Tubing

2. High Flow Stainless Steel Muffler

3. High Quality Hardware

5. Factory Style Hangers

4. Stainless Steel Polished Chrome Tip

JBA EXHAUST FEATURES:

- | | | |
|---|---|---|
| 1. Large diameter mandrel-bent tubing | → | Increased hp/tq and improved throttle response |
| 2. Stainless steel high flow muffler(s) | → | Powerful exhaust tone, greatest flow / durability |
| 3. High quality hardware kits included | → | No extra parts needed |
| 4. Polished chrome stainless steel tip | → | Won't discolor, enhances vehicle appearance |
| 5. Factory style hangers | → | Easy installation |

JBA EXHAUST BENEFIT:



Automotive Exhaust

| Year | Engine | Application | Notes | Emission Codes | Description | 2/4wd | Tip Size | Tube Size | Part No. |
|-------------------------------|----------|--|----------|----------------|----------------|-------|----------|-----------|-------------------------|
| CHEVROLET Cars | | | | | | | | | |
| CAMARO | | | | | | | | | |
| 2015 | 6.2L | V8 - Axle-Back | 62 | 4 | Dual rear exit | rwd | 4" | 2 1/2" | 40-3115 |
| 10-14 | 6.2L | For use with 2-1/2" Mid-pipe | 62 | 4 | Dual rear exit | rwd | 4" | 2 1/2" | 40-3112 |
| 10-14 | 6.2L | For use with 2-1/2" Mid-pipe | | 4 | Dual rear exit | rwd | 4" | 3" | 40-3114 |
| SS | | | | | | | | | |
| 14-17 | 6.2L | V8 - Cat-Back w/ Dual 3" Tips (Total of 4) | 62 | 4 | Dual rear exit | rwd | 3" | 2 1/2" | 40-3118 |
| CHRYSLER Cars | | | | | | | | | |
| 300C | | | | | | | | | |
| 12-14 | 6.1/6.4L | SRT8 | | 4 | Dual rear exit | rwd | 3 1/2" | 3" | 40-1667 |
| 11-14 | 5.7L | All | 11 | 4 | Dual rear exit | rwd | N/A | 2 1/2" | 40-1602 |
| 05-10 | 5.7L | All | | 4 | Dual rear exit | rwd | 3 1/2" | 2 1/2" | 40-1600 |
| 05-10 | 6.1L | All | | 4 | Dual rear exit | rwd | 3 1/2" | 3" | 40-1601 |
| DODGE Cars | | | | | | | | | |
| CHALLENGER | | | | | | | | | |
| 15-18 | 6.2/6.4L | SRT8 & Hellcat Cat-Back | 11,72 | 4 | Dual rear exit | rwd | N/A | 3" | 40-1671 |
| 15-18 | 6.2/6.4L | SRT8 & Hellcat Axle-Back | 11,62,63 | 4 | Dual rear exit | rwd | N/A | 3" | 40-1670 |
| 08-14 | 5.7L | All | 11 | 4 | Dual rear exit | rwd | N/A | 2 1/2" | 40-1666 |
| 08-14 | 6.1/6.4L | SRT8 | 11 | 4 | Dual rear exit | rwd | N/A | 3" | 40-1665 |
| MAGNUM | | | | | | | | | |
| 05-08 | 5.7L | All | | 4 | Dual rear exit | rwd | 3 1/2" | 3 1/2" | 40-1600 |
| 05-09 | 6.1L | All | | 4 | Dual rear exit | rwd | 3 1/2" | 3" | 40-1601 |
| CHARGER | | | | | | | | | |
| 15-18 | 6.2/6.4L | SRT8 & Hellcat | | 4 | Dual rear exit | rwd | 3 1/2" | 3" | 40-1669 |
| 11-14 | 5.7L | All | 11 | 4 | Dual rear exit | rwd | N/A | 2 1/2" | 40-1602 |
| 05-10 | 5.7L | All | | 4 | Dual rear exit | rwd | 3 1/2" | 2 1/2" | 40-1600 |
| 05-10 | 6.1/6.4L | SRT8 | | 4 | Dual rear exit | rwd | 3 1/2" | 3" | 40-1601 |
| FORD Cars | | | | | | | | | |
| COBRA / MACH 1 / GT500 | | | | | | | | | |
| 11-14 | 5.4/5.8L | GT500 use with 2-3/4" Mid-pipe | | 4 | Dual rear exit | rwd | 4" | 3" | 40-2644 |
| 07-10 | 5.4L | GT500 Axle Back | | 4 | Dual rear exit | rwd | 3 1/2" | 2 1/2" | 40-2627 |
| 07-10 | 5.4L | GT500 Axle Back | | 4 | Dual rear exit | rwd | 4" | 2 1/2" | 40-2629 |
| 99-04 | 4.6L 4V | Cobra use with 2-1/2" H-pipe, IRS only | | 4 | Dual rear exit | rwd | 3 1/2" | 3" | 40-2625 |

11 System requires use of factory exhaust tip
62 Kit requires the cutting of factory exhaust system for installation
63 System designed without mufflers and accommodates Active Valve System
72 System does Not accommodate Active Exhaust Valves



Automotive Exhaust

| Year | Engine | Application | Emission Codes | Description | 2/4wd | Tip Size | Tube Size | Part No. |
|---------------------|---------------------|---|----------------|-------------------------------|-------|----------|-----------|-------------------------|
| FORD Cars | | | | | | | | |
| MUSTANG | | | | | | | | |
| 18-19 | 5.0L | V8 - Axle-back w/o Active Exhaust | 4 | Dual rear exit | rwd | 4" | 2 1/2-3" | 40-2687 |
| 18-19 | 5.0L | V8 - Cat-back w/o Active Exhaust | 4 | Dual rear exit | rwd | 4" | 2 1/2-3" | 40-2647 |
| 15-19 | 3.7L/2.3L Eco Boost | V6/L4 - Axle-back | 4 | 304 Series Dual rear exit | rwd | 4" | 3" | 30-2688 |
| 15-19 | 2.3L Eco Boost | V6/L4 - Cat-back | 4 | 304 Series Dual rear exit | rwd | 4" | 3" | 30-2648 |
| 15-19 | 3.7L/2.3L Eco Boost | V6 - Axle-back | 4 | 409 Series Dual rear exit | rwd | 4" | 3" | 40-2688 |
| 15-19 | 2.3L Eco Boost | V6 - Cat-back | 4 | 409 Series Dual rear exit | rwd | 4" | 3" | 40-2648 |
| 15-17 | 5.0L | V8 - Axle-back | 4 | Dual rear exit | rwd | 4" | 3" | 40-2686 |
| 15-17 | 5.0L | Cat-back to factory exhaust or 6689SD/SDC | 4 | Dual rear exit | rwd | 4" | 2 1/2-3" | 40-2645 |
| 15-17 | 5.0L | Competition System use w/ 6689S/36689S Long Tubes | 4 | Dual rear exit | rwd | 4" | 3" | 40-2646 |
| 11-14 | 5.0L | GT 3 - Use w/ 1785/6685/Stock Mid-Pipe | 4 | Dual rear exit | rwd | 4" | 3" | 40-2685 |
| 11-14 | 5.0L | GT 3 - Use w/ 1785/6685/Stock Mid-Pipe | 4 | Dual rear exit | rwd | 4" | 2 3/4-3" | 40-2644 |
| 11-14 | 5.0L | GT 3 - Use w/ 6685S w/ 6686 or 1786 H or X-Pipe | 4 | Dual rear exit | rwd | 4" | 3" | 40-2643 |
| 11-14 | 3.7L | V6 - Axle-back | 4 | Dual rear exit | rwd | 4" | 2 1/2-3" | 40-2618 |
| 05-10 | 4.6L 3V | GT with stock 2-1/2 | 4 | Dual rear exit | rwd | 4" | 2 1/2-3" | 40-2639 |
| 05-10 | 4.6L 3V | GT - Axle-back | 4 | Dual rear exit | rwd | 3 1/2" | 2 1/2" | 40-2627 |
| 05-10 | 4.6L 3V | GT - Axle-back | 4 | Dual rear exit | rwd | 4" | 2 1/2" | 40-2629 |
| 67-70 | 289/302/351W | w/ Staggered rear shocks | 4 | Dual rear exit | rwd | 3 1/2" | 2 1/2" | 40-2655 |
| 67-70 | 390/427/428 | w/ Staggered rear shocks | 4 | Dual rear exit | rwd | 3 1/2" | 2 1/2" | 40-2655 |
| 65-70 | 289/302/351W | All - Turn-downs | 4 | Dual rear exit | rwd | N/A | 2 1/2" | 40-2650 |
| 65-70 | 390/427/428 | All - Turn-downs | 4 | Dual rear exit | rwd | N/A | 2 1/2" | 40-2650 |
| 65-70 | 289/302/351W | Exits under rear valance w/ chrome tips | 4 | Dual rear exit | rwd | 3 1/2" | 2 1/2" | 40-2654 |
| 65-70 | 390/427/428 | Exits under rear valance w/ chrome tips | 4 | Dual rear exit | rwd | 3 1/2" | 2 1/2" | 40-2654 |
| 65-70 | 289/302/351W | E Model body kit w/ Ceramic ctd tips | 4 | Dual side exit, E Model style | rwd | Oval | 2 1/2" | 50-2651 |
| 65-70 | 390/427/428 | E Model body kit w/ Ceramic ctd tips | 4 | Dual side exit, E Model style | rwd | Oval | 2 1/2" | 50-2651 |
| 65-70 | 289/302/351W | All | 4 | Dual side exit, R Model style | rwd | N/A | 2 1/2" | 50-2652 |
| 65-70 | 390/427/428 | All | 4 | Dual side exit, R Model style | rwd | N/A | 2 1/2" | 50-2652 |
| 65-66 | 289/302/351W | GT w/ chrome trumpet style tips | 4 | Rear valance exit | rwd | 3 1/2" | 2 1/2" | 40-2653 |
| 65-66 | 390/427/428 | GT w/ chrome trumpet style tips | 4 | Rear valance exit | rwd | 3 1/2" | 2 1/2" | 40-2653 |
| PONTIAC Cars | | | | | | | | |
| GTO | | | | | | | | |
| 05-06 | 6.0L | All | 4 | Dual rear exit | rwd | 4" | 2 1/2" | 40-3110 |
| 2004 | 5.7L | All (dual rear exit) | 4 | Split rear | rwd | 4" | 2 1/2" | 40-3109 |
| SCION Cars | | | | | | | | |
| FR-S | | | | | | | | |
| 12-16 | | Cat Back | 4 | Dual rear exit | rwd | 4" | 2 1/2" | 30-9030 |
| SUBARU Cars | | | | | | | | |
| BRZ | | | | | | | | |
| 12-20 | | Cat Back | 4 | Dual rear exit | rwd | 4" | 2 1/2" | 30-9030 |
| TOYOTA Cars | | | | | | | | |
| FT-86 | | | | | | | | |
| 17-20 | | Cat Back | 4 | Dual rear exit | rwd | 4" | 2 1/2" | 30-9030 |



Truck & SUV Exhaust

| Year | Engine | Application | Note | Emission Codes | Description | 2/4wd | Tip Size | Tube Size | Part No. |
|--|--------------|---|------|----------------|---------------------------------|-------|----------|-----------|-------------------------|
| CHEVROLET & GMC Trucks and SUVs | | | | | | | | | |
| AVALANCHE | | | | | | | | | |
| 00-06 | 6.0/8.1L | 4dr | | 4 | Single side swept exit | rwd | 3 1/2" | 3" | 40-3016 |
| BLAZER / JIMMY | | | | | | | | | |
| 02-06 | 4.2L | ENVOY | | 4 | Single rear exit | rwd | 3 1/2" | 3" | 40-3027 |
| C/K SERIES PICK UP | | | | | | | | | |
| 96-00 | 5.7L | Extended Cab / Short Bed. (1500 only) | | 4 | Single side swept exit | rwd | 3 1/2" | 3" | 40-3001 |
| COLORADO / CANYON | | | | | | | | | |
| 15-18 | 2.5/3.6L | Reg Cab / Ext Cab / Crew Cab / All Beds | | 4 | Single side swept exit | rwd | 3 1/2" | 2 1/2" | 40-3053 |
| SILVERADO / SIERRA | | | | | | | | | |
| 2019 | 6.2L Only | Z71 Only | | 4 | 304 Series Dual rear exit | 2/4wd | 3 1/2" | 3" | 30-3057 |
| 04-19 | 4.8/5.3L | "Legacy" Body Style only, Double Cab and Crew Cab models only | | 4 | 304 Series Dual side swept exit | 2/4wd | 3 1/2" | 3" | 30-3054 |
| 2019 | 5.3L DFI | "Legacy" Body Style only | | 4 | Single side swept exit | rwd | 3 1/2" | 3" | 40-3051 |
| 14-18 | 5.3L DFI | Ext Cab, Long & Short Bed / Crew Cab, Short Bed | | 4 | Single side swept exit | rwd | 3 1/2" | 3" | 40-3051 |
| 05-17 | 4.3/4.8/5.3L | Reg. Cab 6.5' bed, Ext. Cab 6.5' bed, Crew Cab 5.7' bed | | 4 | Dual rear exit | rwd | 3 1/2" | 3-2 1/2" | 40-3049 |
| 01-06 | 6.0/8.1L | 2500/3500 HD ALL | 62 | 4 | Dual side swept exit | rwd | 3 1/2" | 3" | 40-3030 |
| 99-06 | 4.3/4.8/5.3L | Extended Cab / Short Bed | | 4 | Single side swept exit | rwd | 3 1/2" | 3" | 40-3009 |
| 19-20 | 5.3L | New Body Style Dbl. Cab Ext., Crew Cab Only | | 4 | Dual side swept exit | 2/4wd | 3 1/2" | 3 1/2" | 30-3055 |
| CHEVROLET & GMC Trucks and SUVs | | | | | | | | | |
| SUBURBAN | | | | | | | | | |
| 00-06 | 6.0/8.1L | 4dr | | 4 | Single side swept exit | rwd | 3 1/2" | 3" | 40-3016 |
| TAHOE / YUKON | | | | | | | | | |
| 15-19 | 5.3L | All | | 4 | Single side swept exit | rwd | 3 1/2" | 3" | 40-3052 |
| TRAIL BLAZER | | | | | | | | | |
| 07-08 | 6.0L | SS | | 4 | Single rear exit | rwd | 4" | 3" | 40-3048 |
| 02-06 | 4.2L | All (Except XL) | | 4 | Single rear exit | rwd | 3 1/2" | 3" | 40-3027 |
| DODGE Trucks and SUVs | | | | | | | | | |
| DURANGO | | | | | | | | | |
| 11-18 | 3.6/5.7L | 4dr Axle-Back | | 4 | Dual rear exit | awd | 4" | 2 1/2" | 40-1538 |
| 04-05 | 4.7/5.7L | 4dr | | 4 | Single side swept exit | rwd | 3 1/2" | 3" | 40-1512 |
| RAM | | | | | | | | | |
| 2019 | 5.7L HEMI | All | | 4 | 304 Series Dual rear exit | 2/4wd | 2 1/2" | 3" | 30-1537 |
| 06-18 | 5.7L HEMI | Quad Cab, Std Cab, 1500 | | 4 | Single side swept exit | rwd | 3 1/2" | 3" | 40-1535 |
| 06-18 | 5.7L HEMI | Quad Cab, Std Cab, 1500 w/ Dual Cut-Out Bumper | | 4 | Dual rear exit | rwd | 4" | 3-2 1/2" | 40-1536 |
| 98-01 | 3.9/5.2/5.9L | 1500, 2500 Short Bed | | 4 | Dual side swept exit | rwd | 3 1/2" | 3" | 40-1508 |



Truck & SUV Exhaust

| Year | Engine | Application | Emission Codes | Description | 2/4wd | Tip Size | Tube Size | Part No. |
|--|------------------------|---|----------------|---------------------------------|-------|-----------|-----------|-------------------------|
| FORD Trucks and SUVs | | | | | | | | |
| BRONCO | | | | | | | | |
| 66-77 | 289/302 | 4wd for use with JBA 6618 series headers only | 4 | Dual front of rear tire exit | rwd | N/A | 2.5" | 40-2543 |
| EXCURSION | | | | | | | | |
| 99-02 | 5.4/6.8L | All | 4 | Single side swept exit | rwd | 3 1/2" | 3" | 40-2501 |
| F SERIES (F150, F250, F350, SUPER DUTY) | | | | | | | | |
| 15-19 | 2.7/3.5/5.0L Incl. ECO | All | 4 | 304 Series Dual side swept exit | 2/4wd | 3 1/2" | 3" | 30-2544 |
| 15-19 | 2.7/3.5/5.0L Incl. ECO | All | 4 | 409 Series Dual side swept exit | rwd | 3 1/2" | 3" | 40-2544 |
| 15-19 | 2.7/3.5/5.0L Incl. ECO | All | 4 | Single side swept exit | rwd | 3 1/2" | 3" | 40-2529 |
| 15-19 | 2.7/3.5/5.0L Incl. ECO | All | 4 | Dual side swept exit | rwd | 3 1/2" | 3" | 40-2539 |
| 11-14 | 3.5L/5.0L | Eco Boost & 5.0L | 4 | Single side swept exit | rwd | 3 1/2" | 3" | 40-2528 |
| 01-03 | 4.6/5.4L | SuperCrew | 4 | Single side swept exit | rwd | 3 1/2" | 3" | 40-2520 |
| 98-03 | 4.2/4.6/5.4L | All F150 | 4 | Single side swept exit | rwd | 3 1/2" | 3" | 40-2522 |
| 87-96 | 4.9/5.0/5.8L | Super Cab / Long Bed | 4 | Single side swept exit | rwd | 3 1/2" | 3" | 40-2509 |
| F SERIES (SUPER CREW) | | | | | | | | |
| 15-16 | 5.0L | All | 4 | Single side swept exit | rwd | 3 1/2" | 3" | 40-2529 |
| 15-16 | 5.0L | All | 4 | Dual side swept exit | rwd | 3 1/2" | 3" | 40-2539 |
| RANGER | | | | | | | | |
| 98-11 | 2.5/3.0/4.0L | Regular Cab / Short Bed | 4 | Single side swept exit | rwd | 3 1/2" | 2 1/2" | 40-2540 |
| 98-11 | 2.5/3.0/4.0L | Super Cab / Short Bed | 4 | Single side swept exit | rwd | 3 1/2" | 2 1/2" | 40-2542 |
| RAPTOR | | | | | | | | |
| 10-14 | 6.2L | 2+2 door SuperCab | 4 | Dual side swept exit | rwd | 3 1/2" | 3" | 40-2527 |
| 10-14 | 6.2L | 2+2 door SuperCab | 4 | Dual front of rear tire exit | rwd | 3 1/2" | 3" | 40-2537 |
| HUMMER | | | | | | | | |
| H2 | | | | | | | | |
| 03-06 | 6.0L | All | 4 | Single rear exit | rwd | N/A | 3" | 40-3023 |
| JEEP | | | | | | | | |
| GLADIATOR | | | | | | | | |
| 18-20 | 3.6L | JT (Gladiator) | 4 | Cat Back | 4wd | 2.5" / 3" | 2 1/2" | 30-1543 |
| GRAND CHEROKEE | | | | | | | | |
| 93-98 | 4.0/5.2L | 4dr | 4 | Single rear exit | rwd | 2 1/2" | 3 1/2" | 40-1506 |
| WRANGLER | | | | | | | | |
| 87-96 | 2.5/4.0/4.2L | YJ | 4 | Single Cat Back | 4wd | 2 1/2" | 2 1/2" | 30-1502 |
| 97-99 | 4.0L | TJ | 4 | Single Cat Back | 4wd | 2 1/2" | 2 1/2" | 30-1514 |
| 00-06 | 2.5/4.0L | TJ | 4 | Single Cat Back | 4wd | 2 1/2" | 2 1/2" | 30-1501 |
| 04-06 | 2.5/4.0L | TJ | 4 | Unlimited Single Cat Back | 4wd | 2 1/2" | 2 1/2" | 30-1541 |
| 07-18 | 3.6/3.8L | JK | 4 | Single Axle Back | 4wd | 2 1/2" | 2 1/2" | 30-1509 |
| 07-18 | 3.6/3.8L | JK | 4 | Dual Axle Back | 4wd | 2 1/2" | 2 1/2" | 30-1545 |
| 18-20 | 2.0/3.6L | JL | 4 | Single Axle Back | 4wd | 2.5" / 3" | 2 1/2" | 30-1539 |
| 18-20 | 2.0/3.6L | JL | 4 | Dual Axle Back | 4wd | 2.5" / 3" | 2 1/2" | 30-1544 |



Truck & SUV Exhaust

| Year | Engine | Application | Emission Codes | Description | 2/4wd | Tip Size | Tube Size | Part No. |
|-------------------------------|--------------|---------------------------------------|----------------|---|-------|-------------|-----------|--------------------------|
| JEEP | | | | | | | | |
| GLADIATOR | | | | | | | | |
| 19-20 | 3.6L | JT (Gladiator) | 4 | Single rear exit, Inc 2 tips, Polished 3.5" SST & 2.5 Black | 4wd | 2.5" & 3.5" | 2 1/2" | 30-1543 |
| NISSAN Trucks and SUVs | | | | | | | | |
| ARMADA | | | | | | | | |
| 04-15 | 5.6L | 4dr | 4 | Single side swept exit | rwd | 3 1/2" | 3" | 40-1405 |
| FRONTIER | | | | | | | | |
| 04-16 | 4.0L | King Cab/Crew Cab | 4 | Single side swept exit | rwd | 3 1/2" | 2 1/2" | 40-1411 |
| TITAN | | | | | | | | |
| 04-19 | 5.6L | XD model only except Long Bed | 4 | 409 Series Dual side swept exit | 2/4wd | 3 1/2" | 3" | 40-1403 |
| 04-19 | 5.6L | XD model only except Long Bed | 4 | 304 Series Dual side swept exit | 2/4wd | 3 1/2" | 3" | 30-1403 |
| 04-19 | 5.6L | Dual Tip upgrade for 1400,1401 & 1402 | 4 | 304 Series Dual side swept exit tip only | 2/4wd | 3 1/2" | 3" | 30-1403T |
| 16-19 | 5.6L | XD model only except Long Bed | 4 | 409 Series Single side swept exit | 2/4wd | 3 1/2" | 3" | 40-1402 |
| TOYOTA Trucks and SUVs | | | | | | | | |
| 4RUNNER | | | | | | | | |
| 96-98 | 2.7/3.4L | 4dr | 4 | Single side swept exit | rwd | 3" | 2 1/2" | 40-9010 |
| FJ CRUISER | | | | | | | | |
| 07-14 | 4.0L | All | 4 | Single rear exit | rwd | 3 1/2" | 2 1/2" | 40-9020 |
| TACOMA | | | | | | | | |
| 16-18 | 3.5L | All except Long Bed | 4 | Single side swept exit | rwd | 3 1/2" | 2 1/2" | 40-9021 |
| 05-12 | 4.0/2.7L | All except Long Bed | 4 | Single side swept exit | rwd | 3 1/2" | 2 1/2" | 40-9016 |
| 00-04 | 3.4L | Xtra Cab | 4 | Single side swept exit | rwd | 3" | 2 1/2" | 40-9015 |
| 95-99 | 2.4/2.7L | Xtra Cab | 4 | Single side swept exit | rwd | 3" | 2 1/2" | 40-9012 |
| 95-99 | 3.4L | Prerunner Xtra Cab | 4 | Single side swept exit | rwd | 3" | 2 1/2" | 40-9013 |
| TUNDRA | | | | | | | | |
| 10-18 | 4.6/4.7/5.7L | All | 4 | Single side swept exit | rwd | 3 1/2" | 2 1/2" | 40-9005 |
| 07-18 | 4.6/4.7/5.7L | All | 4 | Dual side swept exit | rwd | 3 1/2" | 2 1/2" | 40-9004 |
| 07-09 | 4.7/5.7L | All | 4 | Single side swept exit | rwd | 3 1/2" | 2 1/2" | 40-9003 |
| 00-06 | 4.7L | Double Cab/Access Cab | 4 | Single side swept exit | rwd | 3 1/2" | 2 1/2" | 40-9014 |





EXHAUST MUFFLERS

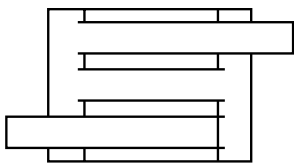
GET THAT JBA SOUND NOW!

JBA has responded to our customers' demand by releasing new **JBA Universal 304 Stainless Steel Muffler Series** featuring eighteen unique designs engineered to provide the signature **JBA** sound. Now you can get that great JBA sound no matter what vehicle you drive. Available in both chambered and straight through designs.

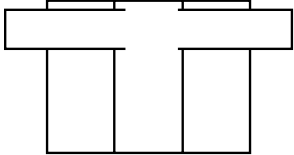


304S Series Exhaust Mufflers

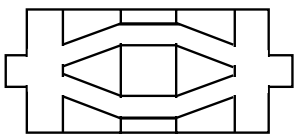
| Description | Emission Codes | Part No. |
|---|----------------|---------------------------|
| Chambered 304SS Muffler 13" x 9.75" x 4" 2" ID Offset / Offset | 6 | 40-201300 |
| Straight-Through 304SS Muffler 6" x 6" x 4" - 2 1/2" ID Center/Center | 6 | 40-250600 |
| Chambered 304SS Muffler 13" x 9 3/4" x 4" - 2 1/2" ID Offset/Offset | 6 | 40-251300 |
| Chambered 304SS Muffler 13" x 9.75" x 4" 2.5" ID Offset / Center | 6 | 40-251301 |
| Chambered 304SS Muffler 13" x 9.75" x 4" 2.5" ID Offset / Dual Outlets | 6 | 40-251302 |
| Chambered 304SS Muffler 14" x 9.75" x 4" 2.5" ID Offset / Center | 6 | 40-251400 |
| Straight-Through 304SS Muffler 18" x 8" x 5" - 2 1/2" ID Offset/Center | 6 | 40-251800 |
| Chambered 304SS Muffler 22" x 8" x 5" 2.5" ID Dual In / Dual Out | 6 | 40-252200 |
| Chambered 304SS Muffler 22" x 7" Round 2.5" ID Offset/Offset 304SS | 6 | 40-252201 |
| Straight-Through 304SS Muffler 25" x 8" x 5" 3" ID 2.5" ID Out Center In / Dual Out | 6 | 40-252500 |
| Chambered 304SS Muffler 11" x 9 3/4" x 4" - 3" ID Offset/Offset | 6 | 40-301100 |
| Chambered 304SS Muffler 13" x 9 3/4" x 4" - 3" ID Offset/Offset | 6 | 40-301300 |
| Straight-Through 304SS Muffler 13" x 9.75" x 4" 3" ID Same Side | 6 | 40-301301 |
| Chambered 304SS Muffler 14" x 8" x 5" 3" ID Offset / Offset | 6 | 40-301400 |
| Straight-Through 304SS Muffler 18" x 8" x 5" 3" ID Offset / Center | 6 | 40-301800 |
| Chambered 304SS Muffler 22" x 11" x 6" - 3" ID Center/Center | 6 | 40-302201 |
| Chambered 304SS Muffler 22" x 8" x 5" 3" ID Center / Center | 6 | 40-302202 |
| Chambered 304SS Muffler 25" x 8" x 5" 3" ID Center In / Dual Out | 6 | 40-302500 |



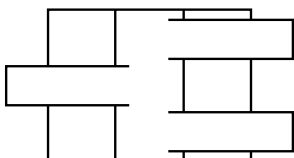
40-301400



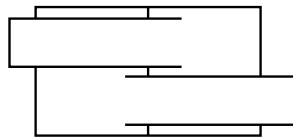
40-301301



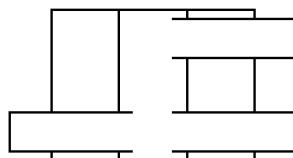
40-302201




40-252500, 40-302500



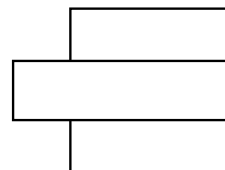
40-252201



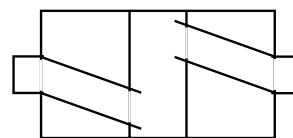
40-251302



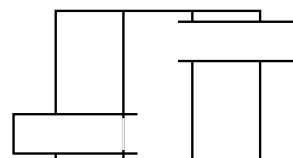
40-252200



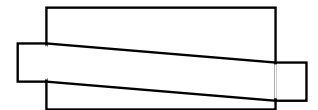
40-250600



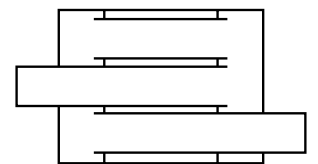
40-302202



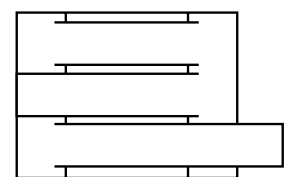
40-201300, 40-251300
40-301100, 40-301300



40-301800, 40-251800



40-251301




40-251400

IGNITION WIRES

Affordable Performance Ignition Solution

JBA PowerCables™ ignition wires are less than half the resistance of most factory wires, which frees spark energy and increases performance! Get as much as 5+ hp gain with JBA PowerCables™ as tested by Car Craft Magazine. They feature 100% silicone jackets and unique boot ends designed for maximum clearance and long life for severe duty applications. These heavy duty ignition wires come standard with wire-wound mag conductors for superior Electromagnetic Interference suppression (EMI). Why put old ignition wires on your new JBA equipped engine? Add JBA PowerCables for the best performance and reliability.

High Performance Ignition Wire Set



JBA POWERCABLES FEATURES:

- Extra thick diameters
- 100% silicone jackets
- Ultra low resistance design
- Wire wound mag conductors
- Custom tailored lengths w/ cylinder I.D. labels

JBA POWERCABLES BENEFIT:

- Improved under hood appearance
- Resistant to heat and abrasion
- Improved performance through ignition system
- Superior Electromagnetic Interference suppression
- Easy installation



IGNITION WIRES

| Year | Engine | Description | Emissions Code | Part No. |
|--------------------------------|------------------|-------------|----------------|------------------------|
| CADILLAC | | | | |
| ESCALADE | | | | |
| 14-18 | 5.3/6.0/6.2L | 8mm Red | 6 | W0812 |
| 14-18 | 5.3/6.0/6.2L | 8mm Blue | 6 | W08129 |
| 07-13 | 5.3/6.0/6.2L | 8mm Red | 6 | W0807 |
| 07-13 | 5.3/6.0/6.2L | 8mm Blue | 6 | W08079 |
| 00-06 | 5.3/6.0/6.2L | 8mm Red | 6 | W0855 |
| 00-06 | 5.3/6.0/6.2L | 8mm Blue | 6 | W08559 |
| 98-00 | 5.7L | 8mm Red | 6 | W0832 |
| CHEVROLET / GMC | | | | |
| BLAZER / SONOMA / JIMMY | | | | |
| 96-04 | 4.3L | 8mm Red | 6 | W0846 |
| 96-04 | 4.3L | 8mm Blue | 6 | W08469 |
| C/K SERIES PICK UP | | | | |
| 96-05 | 4.3L | 8mm Red | 6 | W0842 |
| 96-00 | 7.4L | 8mm Red | 6 | W0822 |
| 96-99 | 5.0/5.7L | 8mm Red | 6 | W0832 |
| 88-95 | 4.3L | 8mm Red | 6 | W0840 |
| 88-95 | 5.0/5.7L | 8mm Red | 6 | W0830 |
| 88-95 | 7.4L | 8mm Red | 6 | W0821 |
| CAMARO | | | | |
| 10-18 | 6.2 | 8mm Red | 6 | W0812 |
| 10-18 | 6.2 | 8mm Blue | 6 | W08129 |
| 98-02 | 5.7L LS1 | 8mm Red | 6 | W0807 |
| 98-02 | 5.7L LS1 | 8mm Blue | 6 | W08079 |
| 93-97 | 5.7L LT1 | 8mm Red | 6 | W0803 |
| CORVETTE | | | | |
| 10-18 | 6.2 | 8mm Red | 6 | W0812 |
| 10-18 | 6.2 | 8mm Blue | 6 | W08129 |
| 97-09 | 5.7/6.0/6.2L | 8mm Red | 6 | W0807 |
| 97-09 | 5.7/6.0/6.2L | 8mm Blue | 6 | W08079 |
| 92-95 | 5.7L LT1 | 8mm Red | 6 | W0815 |
| S-10 | | | | |
| 96-03 | 4.3L | 8mm Red | 6 | W0846 |
| 96-03 | 4.3L | 8mm Blue | 6 | W08469 |
| SS | | | | |
| 15-18 | 6.2L | 8mm Red | 6 | W0812 |
| 15-18 | 6.2L | 8mm Blue | 6 | W08129 |
| SILVERADO / SIERRA | | | | |
| 13-18 | 5.3/6.0/6.2L | 8mm Red | 6 | W0812 |
| 13-18 | 5.3/6.0/6.2L | 8mm Blue | 6 | W08129 |
| 07-12 | 4.8/5.3/6.0/6.2L | 8mm Red | 6 | W0807 |
| 07-12 | 4.8/5.3/6.0/6.2L | 8mm Blue | 6 | W08079 |
| 01-06 | 8.1L | 8mm Red | 6 | W0861 |
| 01-06 | 8.1L | 8mm Blue | 6 | W08619 |
| 99-06 | 4.8/5.3/6.0L | 8mm Red | 6 | W0855 |
| 99-06 | 4.8/5.3/6.0L | 8mm Blue | 6 | W08559 |

| Year | Engine | Description | Emission Code | Part No. |
|-------------------------------|------------------|-------------|---------------|------------------------|
| SUBURBAN | | | | |
| 13-18 | 5.3/6.0/6.2L | 8mm Red | 6 | W0812 |
| 13-18 | 5.3/6.0/6.2L | 8mm Blue | 6 | W08129 |
| 07-12 | 4.8/5.3/6.0/6.2L | 8mm Red | 6 | W0807 |
| 07-12 | 4.8/5.3/6.0/6.2L | 8mm Blue | 6 | W08079 |
| 01-06 | 4.8/5.3/6.0L | 8mm Red | 6 | W0855 |
| 01-06 | 4.8/5.3/6.0L | 8mm Blue | 6 | W08559 |
| 01-06 | 8.1L | 8mm Red | 6 | W0861 |
| 01-06 | 8.1L | 8mm Blue | 6 | W08619 |
| 96-00 | 5.7L | 8mm Red | 6 | W0832 |
| 88-95 | 5.0/5.7L | 8mm Red | 6 | W0830 |
| YUKON / TAHOE / DENALI | | | | |
| 14-18 | 5.3/6.0/6.2L | 8mm Red | 6 | W0812 |
| 14-18 | 5.3/6.0/6.2L | 8mm Blue | 6 | W08129 |
| 99-06 | 4.8/5.3/6.0L | 8mm Red | 6 | W0855 |
| 99-06 | 4.8/5.3/6.0L | 8mm Blue | 6 | W08559 |
| 96-00 | 5.7L | 8mm Red | 6 | W0832 |
| 88-95 | 5.0/5.7L | 8mm Red | 6 | W0830 |
| DODGE | | | | |
| DAKOTA | | | | |
| 92-03 | 5.2/5.9L | 8mm Red | 6 | W0945 |
| 92-03 | 5.2/5.9L | 8mm Blue | 6 | W09459 |
| 92-02 | 3.9L | 8mm Red | 6 | W0939 |
| DURANGO | | | | |
| 92-03 | 5.2/5.9L | 8mm Red | 6 | W0945 |
| 92-03 | 5.2/5.9L | 8mm Blue | 6 | W09459 |
| 92-02 | 3.9L | 8mm Red | 6 | W0939 |
| RAM | | | | |
| 92-03 | 5.2/5.9L | 8mm Red | 6 | W0945 |
| 92-03 | 5.2/5.9L | 8mm Blue | 6 | W09459 |
| 92-01 | 3.9L | 8mm Red | 6 | W0939 |
| 94-98 | 8.0L V10 | 8mm Red | 6 | W0950 |
| FORD | | | | |
| BRONCO II | | | | |
| 84-90 | 2.8/2.9L | 8mm Blue | 6 | W06309 |
| EXPEDITION | | | | |
| 97-01 | 4.6L | 8mm Blue | 6 | W06779 |
| EXPLORER | | | | |
| 02-03 | 4.0L OHC | 8mm Blue | 6 | W06769 |
| 97-00 | 4.0L OHV | 8mm Blue | 6 | W06349 |
| 97-01 | 4.0L OHC | 8mm Blue | 6 | W06749 |
| 91-96 | 4.0L OHV | 8mm Blue | 6 | W06339 |
| EXPLORER SPORT TRAC | | | | |
| 01-06 | 4.0L OHC | 8mm Red | 6 | W0675 |
| 01-06 | 4.0L OHC | 8mm Blue | 6 | W06759 |

| Year | Engine | Description | Emissions Code | Part No. |
|--|-------------------|-------------|----------------|--------------------------|
| FORD - F SERIES (F150, F250, F350, SuperDuty) | | | | |
| 01-03 | 4.2L | 8mm Blue | 6 | W06719 |
| 97-00 | 4.2L | 8mm Blue | 6 | W06729 |
| 97-01 | 4.6L | 8mm Blue | 6 | W06779 |
| 79-97 | 5.0/5.8L | 8mm Blue | 6 | W06209 |
| FOCUS | | | | |
| 00-03 | 2.0L Zetec | 8mm Blue | 6 | W06809 |
| MUSTANG / COBRA | | | | |
| 05-10 | 4.0L | 8mm Red | 6 | W0675 |
| 05-10 | 4.0L | 8mm Blue | 6 | W06759 |
| 01-04 | 3.8L | 8mm Blue | 6 | W06179 |
| 99-00 | 3.8L | 8mm Blue | 6 | W06189 |
| 94-98 | 3.8L | 8mm Blue | 6 | W06199 |
| 79-93 | 5.0L | 8mm Red | 6 | W06209 |
| 65-73 | 289/302 | 8mm Red | 6 | W0650 |
| 65-73 | 289/302 | 8mm Blue | 6 | W06509 |
| RANGER | | | | |
| 05-10 | 4.0L OHC | 8mm Red | 6 | W0675 |
| 05-10 | 4.0L OHC | 8mm Blue | 6 | W06759 |
| 01-03 | 3.0L | 8mm Blue | 6 | W06499 |
| 98-00 | 3.0L | 8mm Blue | 6 | W06479 |
| 97-00 | 4.0L OHV | 8mm Blue | 6 | W06349 |
| 95-97 | 3.0L | 8mm Blue | 6 | W06379 |
| 91-94 | 3.0L | 8mm Blue | 6 | W06469 |
| 90-96 | 4.0L OHV | 8mm Blue | 6 | W06339 |
| 83-92 | 2.8/2.9L | 8mm Blue | 6 | W06309 |
| THUNDERBIRD | | | | |
| 89-93 | 5.0L | 8mm Blue | 6 | W06209 |
| JEEP | | | | |
| WRANGLER | | | | |
| 07-11 | 3.8L - 6 lead set | 8mm Red | 6 | W01528HT |
| 07-11 | 3.8L - 2 lead set | 8mm Red | 6 | W1528HT |
| 91-00 | 4.0L | 8mm Red | 6 | W0526 |
| LINCOLN | | | | |
| MARK VII | | | | |
| 86-93 | 5.0L | 8mm Blue | 6 | W06209 |
| MERCURY | | | | |
| COUGAR | | | | |
| 67-73 | 289/302 | 8mm Red | 6 | W0650 |
| 67-73 | 289/302 | 8mm Blue | 6 | W06509 |
| PONTIAC | | | | |
| GTO | | | | |
| 04-06 | 5.7/6.0L | 8mm Red | 6 | W0807 |
| 04-06 | 5.7/6.0L | 8mm Blue | 6 | W08079 |



EXHAUST TIPS

THE JBA LOOK FOR ANY APPLICATION

Nothing completes your exhaust system installation like a high quality **JBA Exhaust Tip**. Select from our most popular lengths and diameters which fit exhaust pipe sizes from 2 1/2" to 4". These brilliantly polished exhaust tips come in both weld on and clamp on configurations and come with everything needed for an easy and trouble free installation.

| Exhaust Tips | | | | | | |
|----------------|-----------------|---------|---|---------------|--------------------------|--|
| Inlet Diameter | Outlet Diameter | Length | Description | Emission Code | Part No. | |
| 3" | 3 1/2" | 9" | Rolled Stainless Steel Chrome Plated Exhaust Tip - Weld On | 6 | 12-08204 | |
| 2 1/2" | 3 1/2" | 11 1/2" | Rolled Stainless Steel Chrome Plated Exhaust Tip - Weld On | 6 | 12-08206 | |
| 4" | 4 1/2" | 12" | Angle Cut Stainless Steel Chrome Plated Exhaust Tip - Weld On | 6 | 12-08216 | |
| 2" | 4" | 11" | Rolled Angle Cut Chrome Plated Trumpet Tip - Weld On | 6 | 12-08211 | |
| 2 1/2" | 4" | 5 3/4" | Double Wall Polished Stainless Exhaust Tip - Clamp On | 6 | 12-08257 | |
| 3" | 4" | 5 3/4" | Double Wall Polished Stainless Exhaust Tip - Clamp On | 6 | 12-08258 | |
| 3" | 4" | 7 5/8" | Double Wall Polished Stainless Exhaust Tip - Clamp On | 6 | 12-08276 | |
| 3" | 4" | 7 1/4" | Double Wall Polished Stainless Exhaust Tip - Clamp On | 6 | 12-08272 | |
| 2 1/2" | 4 1/2" | 8 1/4" | Double Wall Polished Stainless Exhaust Tip - Clamp On | 6 | 12-08282 | |
| 2 1/2" | 3 1/2" | 15" | Rolled Stainless Steel Chrome Plated Exhaust Tip - Clamp On | 6 | 12-08215 | |
| 2 1/2" | 3" | 9" | Polished Stainless Exhaust Tip - Clamp On | 6 | 12-08209 | |



12-08204



12-08206



12-08216



12-08211



12-08257



12-08258



12-08276



12-08272



12-08282



12-08215



12-08209

ACCESSORIES



1751



1752



6502W



6811W



6656P



3112C



3113C



Transmission Cross Members

| Year | Application | Transmission | Emission Code | Part No. |
|-----------|-------------|--------------|---------------|----------------------|
| 64 1/2-66 | Mustang | T-5 5 spd | 6 | 1751 |
| 67-70 | Mustang | T-5 5 spd | 6 | 1752 |
| 67-70 | Mustang | AOD | 6 | 1753 |
| 64 1/2-66 | Mustang | AOD | 6 | 1754 |

O2 Extension Wires

| Year | Application | Description | Emission Code | Part No. |
|-------|------------------|---|---------------|-----------------------|
| 10-15 | Chevrolet/GM | 8.5" O2 Extension Wire - Trapezoid Plug | 6 | 6812W |
| 08-09 | Chevrolet/GM | 8" O2 Extension Wire - Black Square Plug | 6 | 6811W |
| 04-06 | Chevrolet/GM | 24" O2 Extension Wire - Grey Square Plug | 6 | 6503W |
| 98-02 | Chevrolet/GM | 36" O2 Extension Wire - Black Square Plug | 6 | 6502W |
| 97-04 | Chevrolet/GM | 24" O2 Extension Wire - Black Square Plug | 6 | 6500W |
| 05-18 | Dodge / Chrysler | 25.5" O2 Extension Wire - Black Square Plug | 6 | 6965W |
| 11-18 | Ford | 37.5" O2 Extension Wire - Six Pin Plug | 6 | 6685W |
| 11-18 | Ford | 13.5" O2 Extension Wire - Oval Plug | 6 | 6686W |
| 05-10 | Ford | 36" O2 Extension Wire - Round Plug | 6 | 6680W |

Power Steering Ram Drop Bracket

| Year | Application | Description | Emission Code | Part No. |
|-----------|------------------------|------------------|---------------|-----------------------|
| 64 1/2-70 | Mustang w/ factory P/S | P/S Drop Bracket | 6 | 6656P |

Clutch Linkage

| Year | Application | Description | Emission Code | Part No. |
|-----------|-------------|-------------|---------------|-----------------------|
| 64 1/2-70 | Mustang | Z-bar | 6 | 1650Z |

Convertible Spacer Kits

| Year | Application | Description | Emission Code | Part No. |
|-------|-------------|----------------------|---------------|-----------------------|
| 10-15 | Camaro 6.2L | Axle Back Spacer Kit | 6 | 3112C |
| 10-15 | Camaro 6.2L | Cat Back Spacer Kit | 6 | 3113C |

Exhaust Clamps

| Description | Emission Code | Part No. |
|--|---------------|------------------------|
| 2.5" Stainless V-Band Flanges with Clamp | 6 | VB25 |
| 3" Stainless V-Band Flanges with Clamp | 6 | VB30 |
| 2.5" Stainless V-Band Clamp | 6 | VB25CP |
| 3" Stainless V-Band Clamp | 6 | VB30CP |

Starter Tubes / Reducers

| Description | Emission Code | Part No. |
|---|---------------|---------------------------|
| 2.5" 409 Series Stainless Steel 2 Bolt flange Starter tube | 6 | 1650ST |
| 2.5" 409 Series Stainless Steel 2 Bolt flange Starter tube with O2 provision | 6 | 1650-1ST |
| 2.5" 409 Series Stainless Steel 2 Bolt flange Starter tube for use with JBA 1653 Series Headers | 6 | 1653ST |
| 2.5" 304 Series Stainless Steel 2 Bolt flange Starter tube | 6 | 31650ST |
| 2.5" 304 Series Stainless Steel 2 Bolt flange Starter tube with O2 provision | 6 | 31650-1ST |



1650-1ST



VB25



VB25CP



VB30



VB30CP



EXHAUST GASKETS

| Header Gaskets | | | | |
|----------------|-----------------------------|------------|---------------|--------------------------|
| Brand | Engine Family | Port Shape | Emmision Code | Part No. |
| Chevrolet / GM | SB Chevrolet | Square | 6 | 063-1500 |
| Chevrolet / GM | BB Chevrolet | Round | 6 | 063-1520 |
| Chevrolet / GM | 5.3/6.2L GEN 5 Ecotec 3 DFI | SAP | 6 | 063-0276 |
| Chevrolet / GM | SB Chevrolet LT1 | D-Port | 6 | 063-0275 |
| Chevrolet / GM | GM LS7 | D-Port | 6 | 063-0274 |
| Chevrolet / GM | GM 4.3L V6 | Oval | 6 | 063-4300 |
| Chevrolet / GM | GM LS | Round | 6 | 063-0272 |
| Chrysler | 5.7L HEMI | Square | 6 | 063-1960 |
| Chrysler | 5.7/6.1/6.2/6.4L HEMI | D-Port | 6 | 063-1965 |
| Chrysler | 3.5L V6 | Oval | 6 | 063-3500 |
| Chrysler | 3.9L V6 | SAP | 6 | 063-3900 |
| Chrysler | 8.1L V10 | Oval D | 6 | 063-5933 |
| Chrysler | 273/360 | SAP | 6 | 063-5936 |
| Chrysler | 4.7L V8 | Round | 6 | 063-9680 |
| Ford | 3.8/4.2L V6 | Round | 6 | 063-1672 |
| Ford | 2.0L Zetec | SAP | 6 | 063-1680 |
| Ford | 5.0L Coyote | Round | 6 | 063-1685 |
| Ford | 260-351 | Rectangle | 6 | 063-2530 |
| Ford | 3.0L V6 | Round | 6 | 063-3000 |
| Ford | 390GT 12 Bolt | Rectangle | 6 | 063-3950 |
| Ford | 4.0L V6 OHC | Round | 6 | 063-4000 |
| Ford | 4.0L V6 Pushrod | D-Port | 6 | 063-4020 |
| Ford | 390-428 FE 16 Bolt | Rectangle | 6 | 063-4270 |
| Ford | 460 EFI | Oval D | 6 | 063-4600 |
| Ford | 4.6/5.4L 3V | Oval D | 6 | 063-5929 |
| Ford | 4.6/5.4L 2V | Round | 6 | 063-5930 |
| Ford | 3.5/3.7L | Oval | 6 | 063-1618 |



EXHAUST GASKETS

| Header Gaskets (cont) | | | | |
|-----------------------|------------------------------|------------|---------------|--------------------------|
| Brand | Engine Family | Port Shape | Emission Code | Part No. |
| Ford | 4.6/5.4L 4V | Oval | 6 | 063-5931 |
| Ford | 6.8L V10 1999-04 | Round | 6 | 063-5932 |
| Ford | 5.4/5.8L GT-500 | Oval | 6 | 063-6695 |
| Jeep | 4.0L I6 91-99 | SAP | 6 | 063-1526 |
| Jeep | 4.0L I6 00-06 | SAP | 6 | 063-1527 |
| Nissan | 5.6L | Oval | 6 | 063-1400 |
| Nissan | 5.6L | Round | 6 | 063-1411 |
| Nissan | 4.0L | Oval | 6 | 063-1410 |
| Toyota | 5.7L | Round | 6 | 063-2012 |
| Toyota | 3.4L | Round | 6 | 063-2032 |
| Toyota | 4.0L w/o air injection 03-11 | Round | 6 | 063-2035 |
| Toyota | 4.0L w/o air injection 10-12 | Round | 6 | 063-2036 |
| Toyota | 4.0L w/ air injection | Round | 6 | 063-2037 |
| Toyota | 4.7L w/o air injection | Round | 6 | 063-9543 |
| Toyota | 4.7L w/ air injection | Round | 6 | 063-2011 |



| Misc. Exhaust Gaskets | | |
|---|---------------|--------------------------|
| Description | Emission Code | Part No. |
| Dodge/GM Egr Gasket, each | 6 | 063-1255 |
| GM 4.8L-6.0L Trk Dr Cat Gasket | 6 | 063-0549 |
| GM 6.0L Trk Pass Cat Gasket | 6 | 063-0550 |
| GM Air inj Gasket, each | 6 | 063-1256 |
| 2008-2015 GM 6.2L collector gasket set. | 6 | 063-1812 |
| GM F-Body 96-97 Dr Cat Gasket | 6 | 063-9014 |
| GM F-Body 98-02 Dr Cat Gasket | 6 | 063-9016 |
| 3 Bolt 2.5" Wire Gaskets, pair | 6 | 063-1202 |
| 3 Bolt 3" Wire Gaskets, pair | 6 | 063-1204 |
| Cat Gasket for 1625, each | 6 | 063-1625 |
| GM/Toyota Cat Gasket, each | 6 | 063-9013 |

IMAGE GALLERY - CAT4WARD HEADERS


| | | |
|--|--|--|
|  <p>1400SJS</p> |  <p>1410SJS</p> |  <p>1411SJS</p> |
|  <p>1526SJS</p> |  <p>1527SJS</p> |  <p>1528SJS</p> |
|  <p>1615SJS</p> |  <p>1617SJS</p> |  <p>1618SJS</p> |
|  <p>1624S-2JS</p> |  <p>1625S-5JT</p> |  <p>1625S-7JT</p> |
|  <p>1625S-9JS</p> |  <p>1626SJS</p> |  <p>1627SJS</p> |
|  <p>1628SJS</p> |  <p>1634S</p> |  <p>1647SJS</p> |
|  <p>1647S-1JS</p> |  <p>1650SJS</p> |  <p>1650S-2JS</p> |

IMAGE GALLERY - CAT4WARD HEADERS



















| | | |
|---|--|--|
|  1653SJS |  1655SJS |  1670SJS |
|  1674S-1JS |  1675SJS |  1676SJS |
|  1676S-1JS |  1677SJS |  1679SJS |
|  1682SJS |  1683SJS |  1685SJS |
|  1687SJS |  1688SJS |  1689SJT |
|  1695S |  1809SJS |  1811SJT |
|  1812SJS |  1813S |  1815S-1JS |

IMAGE GALLERY - CAT4WARD HEADERS






















| | | |
|--|---|---|
|  <p>1816SJS</p> |  <p>1818SJS</p> |  <p>1822SJS</p> |
|  <p>1822S-1JS</p> |  <p>1822S-2JS</p> |  <p>1822S-3JS</p> |
|  <p>1823SJS</p> |  <p>1830SJS</p> |  <p>1830S-4JS</p> |
|  <p>1830S-6JS</p> |  <p>1832SJT</p> |  <p>1840S</p> |
|  <p>1840S-3JS</p> |  <p>1840S-4JS</p> |  <p>1842S-2JS</p> |
|  <p>1842S-3</p> |  <p>1842S-9</p> |  <p>1842S-10JS</p> |
|  <p>1850SJS</p> |  <p>1850S-1JS</p> |  <p>1850S-2JS</p> |

IMAGE GALLERY - CAT4WARD HEADERS











| | | |
|--|--|--|
|  <p>1850S-3JS</p> |  <p>1850S-4</p> |  <p>1860SJS</p> |
|  <p>1920SJS</p> |  <p>1930S</p> |  <p>1931SJS</p> |
|  <p>1938S</p> |  <p>1939S</p> |  <p>1945S-1JS</p> |
|  <p>1949SJS</p> |  <p>1949S-1JS</p> |  <p>1949S-2JS</p> |
|  <p>1950S</p> |  <p>1961S-1JS</p> |  <p>1961S-2JS</p> |
|  <p>1962SJS</p> |  <p>1964SJS</p> |  <p>1964S-1JS</p> |
|  <p>1965SJS</p> |  <p>2010SJS</p> |  <p>2011SJS</p> |

IMAGE GALLERY - CAT4WARD HEADERS



IMAGE GALLERY - LONG TUBE HEADERS











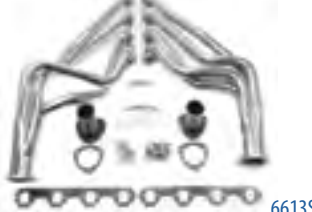
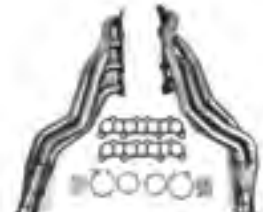







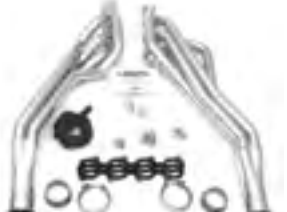

| | | |
|--|--|--|
|  6012S |  6035SJT |  6035S-1 |
|  6035S-2 |  6400SJS |  6411SJS |
|  6528SJS |  6610SJS |  6611SJS |
|  6612S |  6613SJS |  6615S |
|  6651S |  6655SJS |  6673SJS |
|  6676S |  6675SJS |  6685SJS |
|  6689SJT |  6695SJS |  6809SJT |

IMAGE GALLERY - LONG TUBE HEADERS

| | | |
|--|--|---|
|  <p>6812SJS</p> |  <p>6813SJT</p> |  <p>6815SJS</p> |
|  <p>6816SJS</p> |  <p>6817S</p> |  <p>6819SJS</p> |
|  <p>6822SJS</p> |  <p>6830S</p> |  <p>6850SJS</p> |
|  <p>6851S</p> |  <p>6851SJS</p> |  <p>6961SJS</p> |
|  <p>6962SJS</p> |  <p>6965SJS</p> |  <p>36035S-2</p> |
|  <p>36689S</p> |  <p>36813S</p> |  <p>36965S</p> |
|  <p>36967S</p> | | |

IMAGE GALLERY - 304 STAINLESS STEEL MUFFLERS

| | | |
|--|--|--|
|  <p>40-201300</p> |  <p>40-250600</p> |  <p>40-251300</p> |
|  <p>40-251301</p> |  <p>40-251302</p> |  <p>40-251400</p> |
|  <p>40-251800</p> |  <p>40-252200</p> |  <p>40-252201</p> |
|  <p>40-252500</p> |  <p>40-301100</p> |  <p>40-301300</p> |
|  <p>40-301301</p> |  <p>40-301400</p> |  <p>40-301800</p> |
|  <p>40-302202</p> |  <p>40-302201</p> |  <p>40-302500</p> |

IMAGE GALLERY - EXHAUST SYSTEMS




| | | |
|--|--|--|
|  <p>40-1403</p> |  <p>40-1405</p> |  <p>40-1411</p> |
|  <p>40-1502</p> |  <p>40-1506</p> |  <p>40-1508</p> |
|  <p>40-1509</p> |  <p>40-1512</p> |  <p>40-1535</p> |
|  <p>40-1538</p> |  <p>40-1600</p> |  <p>40-1601</p> |
|  <p>40-1602</p> |  <p>40-1665</p> |  <p>40-1666</p> |
|  <p>40-1667</p> |  <p>40-1669</p> |  <p>40-2501</p> |
|  <p>40-2509</p> |  <p>40-2520</p> |  <p>40-2522</p> |

IMAGE GALLERY - EXHAUST SYSTEMS

| | | |
|--|--|--|
|  <p>40-2527</p> |  <p>40-2528</p> |  <p>40-2537</p> |
|  <p>40-2538</p> |  <p>40-2539</p> |  <p>40-2540</p> |
|  <p>40-2542</p> |  <p>40-2618</p> |  <p>40-2625</p> |
|  <p>40-2627</p> |  <p>40-2629</p> |  <p>40-2643</p> |
|  <p>40-2644</p> |  <p>40-2645</p> |  <p>40-2646</p> |
|  <p>40-2647</p> |  <p>40-2650</p> |  <p>40-2653</p> |
|  <p>40-2654</p> |  <p>40-2655</p> |  <p>40-2685</p> |

IMAGE GALLERY - EXHAUST SYSTEMS






| | | |
|--|---|--|
|  <p>40-2686</p> |  <p>40-3001</p> |  <p>40-3009</p> |
|  <p>40-3016</p> |  <p>40-3023</p> |  <p>40-3027</p> |
|  <p>40-3030</p> |  <p>40-3048</p> |  <p>40-3049</p> |
|  <p>40-3051</p> |  <p>40-3052</p> |  <p>40-3053</p> |
|  <p>40-3109</p> |  <p>40-3110</p> |  <p>40-3112</p> |
|  <p>40-3114</p> |  <p>40-3115</p> |  <p>40-3118</p> |
|  <p>40-9003</p> |  <p>40-9004</p> |  <p>40-9005</p> |

IMAGE GALLERY - EXHAUST SYSTEMS

| | | |
|---|---|---|
|  <p>40-9010</p> |  <p>40-9012</p> |  <p>40-9013</p> |
|  <p>40-9014</p> |  <p>40-9015</p> |  <p>40-9016</p> |
|  <p>40-9020</p> |  <p>50-2651</p> |  <p>50-2652</p> |



IMAGE GALLERY - ACCESSORIES

| | | |
|--|--|---|
|  <p>VB25</p> |  <p>VB25CP</p> |  <p>VB30</p> |
|  <p>VB30CP</p> |  <p>1650ST</p> |  <p>1650-1ST</p> |
|  <p>1653ST</p> |  <p>1650Z</p> |  <p>1751</p> |
|  <p>1753</p> |  <p>6656P</p> |  <p>3112C</p> |
|  <p>3113C</p> |  <p>6500W</p> |  <p>6502W</p> |
|  <p>6503W</p> |  <p>6680W</p> |  <p>6685W</p> |
|  <p>6811W</p> |  <p>6812W</p> |  <p>6965W</p> |



FOOTNOTES

- 1 - Fits most Z-bars. Vehicles may require Z-Bar modification or new JBA Z-Bar P/N 1650Z for proper fit.
- 2 - Bolts into factory Y-pipe with 85 GT Mustang heat riser valve.
- 3 - Installation requires welding/modification to exhaust system.
- 4 - Requires Y-Pipe.
- 5 - 50-State Smog Legal header; CARB EO #D-57-43
- 6 - Use big block flapper valve for smog legal applications.
- 7 - Will not fit vehicles equipped with a "Body Lift"
- 10 - Spark plug boots are changed from stock.
- 11 - System requires use of factory exhaust tip.
- 12 - May require relocation of brake/fuel lines.
- 13 - Automatic transmission only.
- 14 - Available Ignition wire part number W0855 = 11.5" total length. Part number W0807 = 9.5" total length.
- 15 - For use with straight plug heads only.
- 16 - Direct replacement for factory manifold, installation hardware kit included.
- 17 - Complete header and Y-pipe or down pipe system, installation hardware included.
- 21 - Direct replacement. For use with JBA headers or stock manifolds.
- 23 - Will not fit P-Head
- 24 - Will not fit 454SS
- 29 - Matching mid-pipes available.
- 39 - Will not fit standard 390 cylinder head. Head flange is designed for 14 bolt 390 GT cylinder head only.
- 41 - Fits most rack and pinion conversions.
- 42 - Fits with power steering when 6656P JBA power steering ram drop down bracket is used.
- 48 - Fits 5 speed transmission w/ aftermarket cross member.
- 50 - Also fits aluminum FE Shelby block.
- 55 - Matching Y-pipe available.
- 56 - For use with JBA headers only.
- 57 - Header equipped with O2 Sensor provisions
- 58 - Fits Ford AOD Transmissions
- 59 - 4-2-1 Header design increases mid-range HP & Torque
- 60 - O2 Sensor extensions included
- 61 - Fits Mustang II style Rack & Pinion front suspension
- 62 - Kit requires the cutting of factory exhaust system for installation
- 63 - System designed without mufflers and accommodates Active Valve System
- 64 - Will fit with Borgeson power steering box conversion
- 65 - Must use 66 1/2 or later frame brackets (approx. 1" higher than 65 and early 66 style)
- 66 - Will not fit with C6 Transmission
- 67 - Mid-length header design
- 68 - This part is designed for use with JBA Shorty headers or factory exhaust manifolds.
- 69 - This part is designed for use with JBA Long Tube Headers only
- 70 - Matching Exhaust system available
- 71 - System does Not accommodate Active Exhaust Valves
- 72 - Will NOT fit with AOD transmission
- 73 - 64-66 260-302 only, will not fit 351W. 67-73 fits 260-351W
- 74 - Fits manual Trans with Cable or Hydraulic conversion only, not stock Z bar
- 75 - Will fit Detroit Speed Aluma Frame 65-70 Mustangs

LIMITED ONE YEAR WARRANTY

All JBA headers and exhaust products are guaranteed, to the original purchaser, to be free of defects in materials and workmanship for one year. This warranty covers the replacement or repair of the product only and does not cover the cost of removal and installation, customer applied aftermarket coatings or any discoloration or corrosion of finished surfaces.

Damage or product failure resulting from collision, improper installation, off-road use, road hazards, the use of exhaust insulating wrap or like products or rust occurring after installation, is not covered by the warranty. The warranty extends only to the original purchaser.

Should a part become defective it should be returned to the original selling retailer and must be accompanied with the sales receipt. If there is no retailer in your area, call the factory for a return authorization and return your part prepaid to the factory for inspection. PerTronix reserves the rights to replace or repair the alleged defective part and return the part freight collect.



909.599.5955

440 E. Arrow Hwy
San Dimas, CA 91773